

DEUTSCHE BANK AG FUTURE (DBKI) - EUX/C10

2024/07/26 18:35:07

Price
14.8709 EUR

Difference  **-0.04% (-0.01)**

General attributes

Symbol	DBKIC10
Exchange	Eurex
Currency	EUR
Security type	Future
Underlying	DEUTSCHE BANK AG
Maturity	05-2025
Contract size	100

Market data

Bid (Bid size)	- EUR (-)
Ask (Ask size)	- EUR (-)
Open	14.8709 EUR
High	14.8709 EUR
Low	14.8709 EUR
Close (prev. day)	14.8764 EUR
Underlying	DEUTSCHE BANK AG
Underlying price (date)	14.418 (24/07/26)
Settlement price (date)	14.87 (24/07/26)
Open Interest	0

Performance and Risk

	6m	1y	3y
Perf (%)	+23.19%	+40.15%	-
Perf (abs.)	+2.80	+4.26	-
Beta	-	-	-
Volatility	38.53	30.55	-

Futures and Options

Related Futures	-
Related Options	-

5y












Information about previous performance does not guarantee future performance.
Source: FactSet

Price data

Ø price 5 days Ø volume 5 days (pcs.)	15.3441 EUR (0)
Ø price 30 days Ø volume 30 days (pcs.)	15.3759 EUR (0)
Ø price 100 days Ø volume 100 days (pcs.)	14.7852 EUR (0)
Ø price 250 days Ø volume 250 days (pcs.)	12.0778 EUR (0)
YTD High date	16.8178 EUR (2024/04/25)
YTD Low date	11.5787 EUR (2024/02/09)
52 Weeks High date	16.8178 EUR (2024/04/25)
52 Weeks Low date	9.4861 EUR (2023/10/20)

Recent Research

on underlying	on sector	on market	
Date		Headline	Download
2024/07/24		Global Equity Ratings	
2024/07/24		Aktienempfehlungen Global	
2024/07/15		Aktienempfehlungen Global	
2024/07/12		Global Equity Ratings	
2024/06/21		Global Equity Ratings	