

# DEUTSCHE BANK AG FUTURE (DBKI) - EUX/C11

2024/04/22 18:36:10

Price  
**15.3108** EUR

Difference  1.61% (0.24)

### General attributes

Symbol	DBKIC11
Exchange	Eurex
Currency	EUR
Security type	Future
Underlying	DEUTSCHE BANK AG
Maturity	03-2025
Contract size	100

### Market data

Bid (Bid size)	- EUR (-)
Ask (Ask size)	- EUR (-)
Open	15.3108 EUR
High	15.3108 EUR
Low	15.3108 EUR
Close (prev. day)	15.0687 EUR
Underlying	DEUTSCHE BANK AG
Underlying price (date)	15.284 (24/04/23)
Settlement price (date)	15.31 (24/04/22)
Open Interest	0

### Performance and Risk

	6m	1y	3y
Perf (%)	+60.92%	+53.44%	-
Perf (abs.)	+5.80	+5.33	-
Beta	-	-	-
Volatility	25.31	26.08	-

### Futures and Options

Related Futures	-
Related Options	-

5y












Information about previous performance does not guarantee future performance.  
Source: FactSet

### Price data

Ø price 5 days   Ø volume 5 days (pcs.)	14.8865 EUR (0)
Ø price 30 days   Ø volume 30 days (pcs.)	14.3873 EUR (0)
Ø price 100 days   Ø volume 100 days (pcs.)	12.8021 EUR (0)
Ø price 250 days   Ø volume 250 days (pcs.)	11.1561 EUR (0)
YTD High   date	15.3108 EUR (2024/04/22)
YTD Low   date	11.6122 EUR (2024/02/09)
52 Weeks High   date	15.3108 EUR (2024/04/22)
52 Weeks Low   date	9.1131 EUR (2023/07/06)

### Recent Research

on underlying	on sector	on market	
Date		Headline	Download
2024/04/03		Global Equity Ratings	
2024/04/03		Aktienempfehlungen Global	
2024/03/13		Global Equity Ratings	
2024/03/13		Aktienempfehlungen Global	
2024/02/22		Aktienempfehlungen Global	