

UNICREDIT S.P.A. FUTURE (CR5J) - EUX/C1

2024/07/26 18:35:05

Price
37.9195 EUR

Difference  **-0.56% (-0.21)**

General attributes

Symbol	CR5JC1
Exchange	Eurex
Currency	EUR
Security type	Future
Underlying	UNICREDIT SPA
Maturity	08-2024
Contract size	100

Market data

Bid (Bid size)	- EUR (-)
Ask (Ask size)	- EUR (-)
Open	37.9195 EUR
High	37.9195 EUR
Low	37.9195 EUR
Close (prev. day)	38.1342 EUR
Underlying	UNICREDIT SPA
Underlying price (date)	37.84 (24/07/26)
Settlement price (date)	37.92 (24/07/26)
Open Interest	0

Performance and Risk

	6m	1y	3y
Perf (%)	+41.77%	+67.76%	-
Perf (abs.)	+11.17	+15.32	-
Beta	-	-	-
Volatility	31.11	28.24	-

Futures and Options

Related Futures	-
Related Options	-












5y

Information about previous performance does not guarantee future performance.
Source: FactSet

Price data

Ø price 5 days Ø volume 5 days (pcs.)	38.6225 EUR (0)
Ø price 30 days Ø volume 30 days (pcs.)	36.7534 EUR (4,247)
Ø price 100 days Ø volume 100 days (pcs.)	34.8064 EUR (3,056)
Ø price 250 days Ø volume 250 days (pcs.)	27.4804 EUR (1,895)
YTD High date	39.1908 EUR (2024/07/24)
YTD Low date	24.8909 EUR (2024/01/03)
52 Weeks High date	39.1908 EUR (2024/07/24)
52 Weeks Low date	20.7248 EUR (2023/09/07)

Recent Research

on underlying	on sector	on market	
Date		Headline	Download
2024/07/24		Global Equity Ratings	
2024/07/24		Aktienempfehlungen Global	
2024/07/15		Aktienempfehlungen Global	
2024/07/12		Global Equity Ratings	
2024/06/21		Global Equity Ratings	