

CHEVRON CORP. FUTURE (CVXF) - EUX/C12

2024/05/06 18:29:32

Price
164.9838 USD

Difference  3.18% (5.09)

General attributes

Symbol	CVXFC12
Exchange	Eurex
Currency	USD
Security type	Future
Underlying	CHEVRON CORPORATION
Maturity	05-2025
Contract size	100

Market data

Bid (Bid size)	- USD (-)
Ask (Ask size)	- USD (-)
Open	164.9838 USD
High	164.9838 USD
Low	164.9838 USD
Close (prev. day)	159.8959 USD
Underlying	CHEVRON CORPORATION
Underlying price (date)	156.13 (24/06/04)
Settlement price (date)	158.42 (24/06/04)
Open Interest	0

Performance and Risk

	6m	1y	3y
Perf (%)	+10.74%	+2.58%	-
Perf (abs.)	+16.00	+4.16	-
Beta	-	-	-
Volatility	20.38	21.79	-

Futures and Options

Related Futures	-
Related Options	-












5y

Information about previous performance does not guarantee future performance.
Source: FactSet

Price data

Ø price 5 days Ø volume 5 days (pcs.)	164.4073 USD (0)
Ø price 30 days Ø volume 30 days (pcs.)	161.7270 USD (0)
Ø price 100 days Ø volume 100 days (pcs.)	154.4325 USD (0)
Ø price 250 days Ø volume 250 days (pcs.)	157.6537 USD (0)
YTD High date	168.3207 USD (2024/04/29)
YTD Low date	141.6140 USD (2024/01/19)
52 Weeks High date	174.5515 USD (2023/09/28)
52 Weeks Low date	141.6140 USD (2024/01/19)

Recent Research

on underlying	on sector	on market	
Date		Headline	Download
2024/05/29		Global Equity Ratings	
2024/05/29		Aktienempfehlungen Global	
2024/04/26		Global Equity Ratings	
2024/04/26		Aktienempfehlungen Global	
2024/04/03		Global Equity Ratings	