

CHEVRON CORP. FUTURE (CVXF) - EUX/C10

2024/04/30 18:39:06

Price
164.8385 USD

Difference  **-1.31% (-2.19)**

General attributes

Symbol	CVXFC10
Exchange	Eurex
Currency	USD
Security type	Future
Underlying	CHEVRON CORPORATION
Maturity	02-2025
Contract size	100

Market data

Bid (Bid size)	- USD (-)
Ask (Ask size)	- USD (-)
Open	164.8385 USD
High	164.8385 USD
Low	164.8385 USD
Close (prev. day)	167.0269 USD
Underlying	CHEVRON CORPORATION
Underlying price (date)	165.82 (24/05/10)
Settlement price (date)	165.95 (24/05/10)
Open Interest	0

Performance and Risk

	6m	1y	3y
Perf (%)	+9.72%	+2.58%	-
Perf (abs.)	+14.50	+4.12	-
Beta	-	-	-
Volatility	20.17	21.62	-

Futures and Options

Related Futures	-
Related Options	-

5y












Information about previous performance does not guarantee future performance.
Source: FactSet

Price data

Ø price 5 days Ø volume 5 days (pcs.)	163.1575 USD (0)
Ø price 30 days Ø volume 30 days (pcs.)	161.4667 USD (0)
Ø price 100 days Ø volume 100 days (pcs.)	154.5604 USD (0)
Ø price 250 days Ø volume 250 days (pcs.)	157.4258 USD (0)
YTD High date	167.0269 USD (2024/04/29)
YTD Low date	142.0989 USD (2024/01/19)
52 Weeks High date	174.4793 USD (2023/09/28)
52 Weeks Low date	142.0989 USD (2024/01/19)

Recent Research

on underlying	on sector	on market	
Date		Headline	Download
2024/04/26		Global Equity Ratings	
2024/04/26		Aktienempfehlungen Global	
2024/04/03		Global Equity Ratings	
2024/04/03		Aktienempfehlungen Global	
2024/03/13		Global Equity Ratings	