

## CONTINENTAL AG FUTURE (CONI) - EUX/C1

2024/07/26 18:35:05

Price  
**57.3529** EURDifference  0.37% (0.21)

## General attributes

Symbol	CONIC1
Exchange	Eurex
Currency	EUR
Security type	Future
Underlying	CONTINENTAL AG
Maturity	08-2024
Contract size	100

## Market data

Bid (Bid size)	- EUR (-)
Ask (Ask size)	- EUR (-)
Open	57.3529 EUR
High	57.3529 EUR
Low	57.3529 EUR
Close (prev. day)	57.1387 EUR
Underlying	CONTINENTAL AG
Underlying price (date)	57.22 (24/07/26)
Settlement price (date)	57.35 (24/07/26)
Open Interest	0

## Performance and Risk

	6m	1y	3y
Perf (%)	-23.09%	-21.55%	-
Perf (abs.)	-17.22	-15.75	-
Beta	-	-	-
Volatility	32.98	28.71	-

## Futures and Options

Related Futures	-
Related Options	-

5y












Information about previous performance does not guarantee future performance.  
Source: FactSet

## Price data

Ø price 5 days   Ø volume 5 days (pcs.)	57.4337 EUR (0)
Ø price 30 days   Ø volume 30 days (pcs.)	57.0625 EUR (52)
Ø price 100 days   Ø volume 100 days (pcs.)	63.1015 EUR (16)
Ø price 250 days   Ø volume 250 days (pcs.)	67.9914 EUR (7)
YTD High   date	77.6457 EUR (2024/01/02)
YTD Low   date	54.5981 EUR (2024/06/18)
52 Weeks High   date	77.6457 EUR (2024/01/02)
52 Weeks Low   date	54.5981 EUR (2024/06/18)

## Recent Research

on underlying   on sector   on market			
Date		Headline	Download
2022/05/04		Global Equity Ratings	
2022/05/04		Aktienempfehlungen Global	
2022/04/27		Global Equity Ratings	
2022/04/27		Aktienempfehlungen Global	
2022/04/14		Global Equity Ratings	