

# CONTINENTAL AG FUTURE (CONI) - EUX/C1

2024/06/21 18:48:34

**Price**  
**55.28** EUR  
 Difference  0.75% (0.41)

**General attributes**

Symbol	CONIC1
Exchange	Eurex
Currency	EUR
Security type	Future
Underlying	CONTINENTAL AG
Maturity	07-2024
Contract size	100

**Market data**

Bid (Bid size)	- EUR (-)
Ask (Ask size)	- EUR (-)
Open	55.28 EUR
High	55.28 EUR
Low	55.28 EUR
Close (prev. day)	54.866 EUR
Underlying	CONTINENTAL AG
Underlying price (date)	55.28 (24/06/21)
Settlement price (date)	55.45 (24/06/21)
Open Interest	0

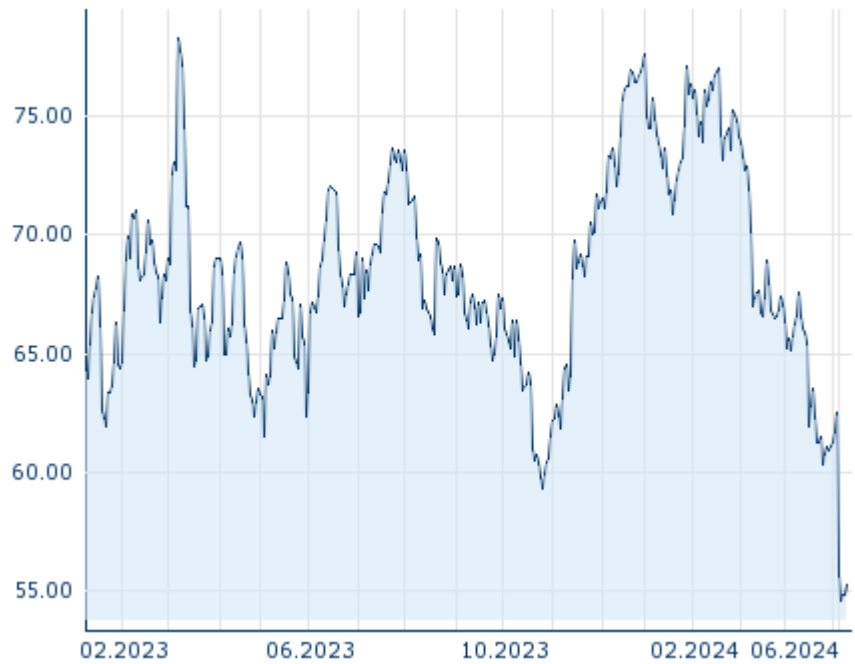
**Performance and Risk**

	6m	1y	3y
Perf (%)	-28.06%	-19.15%	-
Perf (abs.)	-21.56	-13.10	-
Beta	-	-	-
Volatility	30.14	27.83	-

**Futures and Options**

Related Futures	-
Related Options	-

5y












Information about previous performance does not guarantee future performance.  
 Source: FactSet

**Price data**

Ø price 5 days   Ø volume 5 days (pcs.)	55.05 EUR (310)
Ø price 30 days   Ø volume 30 days (pcs.)	- EUR (-)
Ø price 100 days   Ø volume 100 days (pcs.)	68.05 EUR (16)
Ø price 250 days   Ø volume 250 days (pcs.)	68.79 EUR (7)
YTD High   date	77.65 EUR (2024/01/02)
YTD Low   date	54.60 EUR (2024/06/18)
52 Weeks High   date	77.65 EUR (2024/01/02)
52 Weeks Low   date	54.60 EUR (2024/06/18)

**Recent Research**

on underlying	on sector	on market	
Date		Headline	Download
2022/05/04		Global Equity Ratings	
2022/05/04		Aktienempfehlungen Global	
2022/04/27		Global Equity Ratings	
2022/04/27		Aktienempfehlungen Global	
2022/04/14		Global Equity Ratings	