

CONTINENTAL AG FUTURE (CONI) - EUX/C1

2024/04/30 18:39:05

Price
60.9505 EUR

Difference  -0.21% (-0.13)

General attributes

Symbol	CONIC1
Exchange	Eurex
Currency	EUR
Security type	Future
Underlying	CONTINENTAL AG
Maturity	05-2024
Contract size	100

Market data

Bid (Bid size)	- EUR (-)
Ask (Ask size)	- EUR (-)
Open	60.9505 EUR
High	60.9505 EUR
Low	60.9505 EUR
Close (prev. day)	61.0782 EUR
Underlying	CONTINENTAL AG
Underlying price (date)	62.46 (24/05/06)
Settlement price (date)	62.53 (24/05/06)
Open Interest	0

Performance and Risk

	6m	1y	3y
Perf (%)	+0.10%	-2.46%	-
Perf (abs.)	+0.06	-1.58	-
Beta	-	-	-
Volatility	25.74	26.27	-

Futures and Options

Related Futures	-
Related Options	-

5y












Information about previous performance does not guarantee future performance.
Source: FactSet

Price data

Ø price 5 days Ø volume 5 days (pcs.)	61.5031 EUR (0)
Ø price 30 days Ø volume 30 days (pcs.)	64.2889 EUR (0)
Ø price 100 days Ø volume 100 days (pcs.)	70.9087 EUR (0)
Ø price 250 days Ø volume 250 days (pcs.)	68.9263 EUR (2)
YTD High date	77.6457 EUR (2024/01/02)
YTD Low date	60.3546 EUR (2024/04/25)
52 Weeks High date	77.6457 EUR (2024/01/02)
52 Weeks Low date	59.3428 EUR (2023/10/26)

Recent Research

on underlying	on sector	on market	
Date		Headline	Download
2022/05/04		Global Equity Ratings	
2022/05/04		Aktienempfehlungen Global	
2022/04/27		Global Equity Ratings	
2022/04/27		Aktienempfehlungen Global	
2022/04/14		Global Equity Ratings	