

COSTCO WHOLESALE CORP. FUTURE (COSF) - EUX/C11

2024/10/18 19:07:06

Price
917.6344 USD

Difference  0.10% (0.90)

General attributes

| | |
|---------------|------------------|
| Symbol | COSFC11 |
| Exchange | Eurex |
| Currency | USD |
| Security type | Future |
| Underlying | COSTCO WHOLESALE |
| Maturity | 09-2025 |
| Contract size | 100 |

Market data

| | |
|-------------------------|-------------------|
| Bid (Bid size) | - USD (-) |
| Ask (Ask size) | - USD (-) |
| Open | 917.6344 USD |
| High | 917.6344 USD |
| Low | 917.6344 USD |
| Close (prev. day) | 916.7344 USD |
| Underlying | COSTCO WHOLESALE |
| Underlying price (date) | 889.56 (24/10/18) |
| Settlement price (date) | 921.05 (24/10/18) |
| Open Interest | 0 |

Performance and Risk

| | 6m | 1y | 3y |
|-------------|---------|---------|----|
| Perf (%) | +23.11% | +53.48% | - |
| Perf (abs.) | +172.27 | +319.73 | - |
| Beta | - | - | - |
| Volatility | 28.71 | 23.97 | - |

Futures and Options

| | |
|-----------------|---|
| Related Futures | - |
| Related Options | - |

5y













Information about previous performance does not guarantee future performance.
Source: FactSet

Price data

| | |
|---|---------------------------|
| Ø price 5 days Ø volume 5 days (pcs.) | 918.4538 USD (0) |
| Ø price 30 days Ø volume 30 days (pcs.) | 924.0283 USD (0) |
| Ø price 100 days Ø volume 100 days (pcs.) | 903.3006 USD (0) |
| Ø price 250 days Ø volume 250 days (pcs.) | 778.6508 USD (0) |
| YTD High date | 949.3782 USD (2024/09/13) |
| YTD Low date | 671.1915 USD (2024/01/04) |
| 52 Weeks High date | 949.3782 USD (2024/09/13) |
| 52 Weeks Low date | 569.0135 USD (2023/10/27) |

Recent Research

| on sector | | on market | |
|------------|---|---------------------------|---|
| Date | | Headline | Download |
| 2024/09/27 |  | Global Equity Ratings |  |
| 2024/09/27 |  | Aktienempfehlungen Global |  |
| 2024/09/11 |  | Global Equity Ratings |  |
| 2024/09/11 |  | Aktienempfehlungen Global |  |
| 2024/09/05 |  | Global Equity Ratings |  |