

COSTCO WHOLESALE CORP. FUTURE (COSF) - EUX/C11

2024/07/12 18:58:00

Price
881.2086 USD

Difference  -1.08% (-9.62)

General attributes

Symbol	COSFC11
Exchange	Eurex
Currency	USD
Security type	Future
Underlying	COSTCO WHOLESALE
Maturity	05-2025
Contract size	100

Market data

Bid (Bid size)	- USD (-)
Ask (Ask size)	- USD (-)
Open	881.2086 USD
High	881.2086 USD
Low	881.2086 USD
Close (prev. day)	890.8319 USD
Underlying	COSTCO WHOLESALE
Underlying price (date)	842.90 (24/07/12)
Settlement price (date)	881.21 (24/07/12)
Open Interest	0

Performance and Risk

	6m	1y	3y
Perf (%)	+24.95%	+57.74%	-
Perf (abs.)	+175.98	+322.55	-
Beta	-	-	-
Volatility	31.06	23.22	-

Futures and Options

Related Futures	-
Related Options	-












Information about previous performance does not guarantee future performance.
Source: FactSet

Price data

Ø price 5 days Ø volume 5 days (pcs.)	- USD (-)
Ø price 30 days Ø volume 30 days (pcs.)	898.9255 USD (0)
Ø price 100 days Ø volume 100 days (pcs.)	777.0054 USD (0)
Ø price 250 days Ø volume 250 days (pcs.)	669.8964 USD (0)
YTD High date	908.8210 USD (2024/06/18)
YTD Low date	671.1915 USD (2024/01/04)
52 Weeks High date	908.8210 USD (2024/06/18)
52 Weeks Low date	556.3220 USD (2023/07/13)

Recent Research

on sector		on market	
Date		Headline	Download
2024/07/12		Global Equity Ratings	
2024/07/12		Aktienempfehlungen Global	
2024/06/21		Equity Weekly	
2024/06/21		Global Equity Ratings	
2024/06/21		Aktienempfehlungen Global	