

## CONTINENTAL AG FUTURE (CONI) - EUX/C11

2024/09/06 18:35:36

Price  
**58.6917** EUR

Difference  -3.40% (-2.06)

## General attributes

Symbol	CONIC11
Exchange	Eurex
Currency	EUR
Security type	Future
Underlying	CONTINENTAL AG
Maturity	07-2025
Contract size	100

## Market data

Bid (Bid size)	- EUR (-)
Ask (Ask size)	- EUR (-)
Open	58.6917 EUR
High	58.6917 EUR
Low	58.6917 EUR
Close (prev. day)	60.7558 EUR
Underlying	CONTINENTAL AG
Underlying price (date)	58.60 (24/09/06)
Settlement price (date)	58.69 (24/09/06)
Open Interest	0

## Performance and Risk

	6m	1y	3y
Perf (%)	-20.54%	-15.11%	-
Perf (abs.)	-15.17	-10.45	-
Beta	-	-	-
Volatility	34.13	29.05	-

## Futures and Options

Related Futures	-
Related Options	-












Information about previous performance does not guarantee future performance.  
 Source: FactSet

## Price data

Ø price 5 days   Ø volume 5 days (pcs.)	60.3650 EUR (0)
Ø price 30 days   Ø volume 30 days (pcs.)	58.8529 EUR (0)
Ø price 100 days   Ø volume 100 days (pcs.)	59.3730 EUR (0)
Ø price 250 days   Ø volume 250 days (pcs.)	67.2975 EUR (0)
YTD High   date	78.5474 EUR (2024/01/02)
YTD Low   date	53.2251 EUR (2024/08/05)
52 Weeks High   date	78.5474 EUR (2024/01/02)
52 Weeks Low   date	53.2251 EUR (2024/08/05)

## Recent Research

on underlying	on sector	on market	
Date		Headline	Download
2022/05/04		Global Equity Ratings	
2022/05/04		Aktienempfehlungen Global	
2022/04/27		Global Equity Ratings	
2022/04/27		Aktienempfehlungen Global	
2022/04/14		Global Equity Ratings	