

CONTINENTAL AG FUTURE (CONI) - EUX/C11

2024/07/16 18:50:06

Price
58.7644 EURDifference  0.13% (0.08)

General attributes

Symbol	CONIC11
Exchange	Eurex
Currency	EUR
Security type	Future
Underlying	CONTINENTAL AG
Maturity	05-2025
Contract size	100

Market data

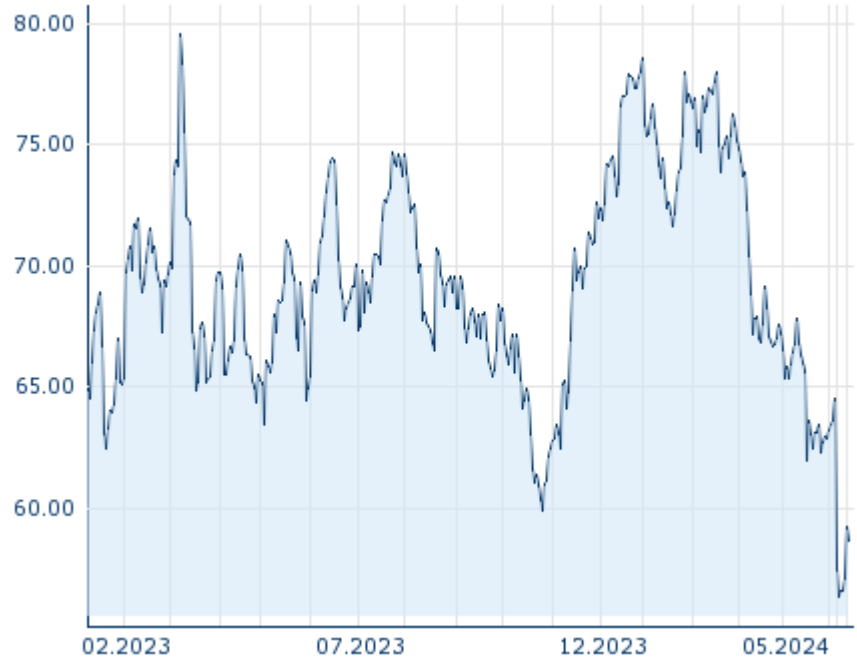
Bid (Bid size)	- EUR (-)
Ask (Ask size)	- EUR (-)
Open	58.7644 EUR
High	58.7644 EUR
Low	58.7644 EUR
Close (prev. day)	58.6876 EUR
Underlying	CONTINENTAL AG
Underlying price (date)	58.50 (24/07/16)
Settlement price (date)	58.76 (24/07/16)
Open Interest	0

Performance and Risk

	6m	1y	3y
Perf (%)	-21.17%	-16.65%	-
Perf (abs.)	-15.76	-11.72	-
Beta	-	-	-
Volatility	32.49	28.64	-

Futures and Options

Related Futures	-
Related Options	-












Information about previous performance does not guarantee future performance.
Source: FactSet

Price data

Ø price 5 days Ø volume 5 days (pcs.)	- EUR (-)
Ø price 30 days Ø volume 30 days (pcs.)	57.4333 EUR (0)
Ø price 100 days Ø volume 100 days (pcs.)	66.4405 EUR (0)
Ø price 250 days Ø volume 250 days (pcs.)	69.4471 EUR (0)
YTD High date	78.5474 EUR (2024/01/02)
YTD Low date	56.3571 EUR (2024/06/18)
52 Weeks High date	78.5474 EUR (2024/01/02)
52 Weeks Low date	56.3571 EUR (2024/06/18)

Recent Research

on underlying	on sector	on market	
Date		Headline	Download
2022/05/04		Global Equity Ratings	
2022/05/04		Aktienempfehlungen Global	
2022/04/27		Global Equity Ratings	
2022/04/27		Aktienempfehlungen Global	
2022/04/14		Global Equity Ratings	