

CONTINENTAL AG FUTURE (CONI) - EUX/C11

2024/04/19 18:41:39

Price
62.4464 EURDifference  -1.85% (-1.18)

General attributes

Symbol	CONIC11
Exchange	Eurex
Currency	EUR
Security type	Future
Underlying	CONTINENTAL AG
Maturity	03-2025
Contract size	100

Market data

Bid (Bid size)	- EUR (-)
Ask (Ask size)	- EUR (-)
Open	62.4464 EUR
High	62.4464 EUR
Low	62.4464 EUR
Close (prev. day)	63.6237 EUR
Underlying	CONTINENTAL AG
Underlying price (date)	62.36 (24/04/19)
Settlement price (date)	62.59 (24/04/19)
Open Interest	0

Performance and Risk

	6m	1y	3y
Perf (%)	+1.38%	-10.71%	-
Perf (abs.)	+0.85	-7.49	-
Beta	-	-	-
Volatility	26.29	27.30	-

Futures and Options

Related Futures	-
Related Options	-












Information about previous performance does not guarantee future performance.
Source: FactSet

Price data

Ø price 5 days Ø volume 5 days (pcs.)	63.9530 EUR (0)
Ø price 30 days Ø volume 30 days (pcs.)	66.8052 EUR (0)
Ø price 100 days Ø volume 100 days (pcs.)	72.6070 EUR (0)
Ø price 250 days Ø volume 250 days (pcs.)	69.9652 EUR (0)
YTD High date	78.5474 EUR (2024/01/02)
YTD Low date	61.9754 EUR (2024/04/17)
52 Weeks High date	78.5474 EUR (2024/01/02)
52 Weeks Low date	59.8974 EUR (2023/10/26)

Recent Research

on underlying on sector on market			
Date		Headline	Download
2022/05/04		Global Equity Ratings	
2022/05/04		Aktienempfehlungen Global	
2022/04/27		Global Equity Ratings	
2022/04/27		Aktienempfehlungen Global	
2022/04/14		Global Equity Ratings	