


CISCO SYSTEMS INC. FUTURE (CSCF) - EUX/C12

2024/04/30 18:39:06

Price
48.0801 USD

Difference  **-1.57% (-0.77)**

General attributes

Symbol CSCFC12
 Exchange Eurex
 Currency USD
 Security type Future
 Underlying CISCO SYSTEMS INC
 Maturity 05-2025
 Contract size 100

Market data

Bid (Bid size) - USD (-)
 Ask (Ask size) - USD (-)
 Open 48.0801 USD
 High 48.0801 USD
 Low 48.0801 USD
 Close (prev. day) 48.8494 USD
 Underlying CISCO SYSTEMS INC
 Underlying price (date) 48.325 (24/05/16)
 Settlement price (date) 49.61 (24/05/16)
 Open Interest 0

Performance and Risk

	6m	1y	3y
Perf (%)	-11.62%	+2.10%	-
Perf (abs.)	-6.31	+0.99	-
Beta	-	-	-
Volatility	24.22	21.23	-

Futures and Options

Related Futures -
 Related Options -












Information about previous performance does not guarantee future performance.
 Source: FactSet

Price data

Ø price 5 days Ø volume 5 days (pcs.)	47.8310 USD (0)
Ø price 30 days Ø volume 30 days (pcs.)	49.6332 USD (0)
Ø price 100 days Ø volume 100 days (pcs.)	50.5451 USD (0)
Ø price 250 days Ø volume 250 days (pcs.)	52.3503 USD (0)
YTD High date	53.4814 USD (2024/01/25)
YTD Low date	47.5688 USD (2024/05/02)
52 Weeks High date	59.4161 USD (2023/09/01)
52 Weeks Low date	47.0092 USD (2023/05/08)

Recent Research

on underlying	on sector	on market	
Date		Headline	Download
2024/04/26		Global Equity Ratings	
2024/04/26		Aktienempfehlungen Global	
2024/04/03		Global Equity Ratings	
2024/04/03		Aktienempfehlungen Global	
2024/03/13		Global Equity Ratings	