

# CISCO SYSTEMS INC. FUTURE (CSCF) - EUX/C10

2024/04/30 18:39:06

**Price**  
**48.0835** USD  
 Difference  -1.57% (-0.77)

**General attributes**

Symbol CSCFC10  
 Exchange Eurex  
 Currency USD  
 Security type Future  
 Underlying CISCO SYSTEMS INC  
 Maturity 02-2025  
 Contract size 100

**Market data**

Bid (Bid size) - USD (-)  
 Ask (Ask size) - USD (-)  
 Open 48.0835 USD  
 High 48.0835 USD  
 Low 48.0835 USD  
 Close (prev. day) 48.8514 USD  
 Underlying CISCO SYSTEMS INC  
 Underlying price (date) 47.10 (24/05/03)  
 Settlement price (date) 47.73 (24/05/03)  
 Open Interest 0

**Performance and Risk**

	6m	1y	3y
Perf (%)	-11.43%	+1.18%	-
Perf (abs.)	-6.14	+0.55	-
Beta	-	-	-
Volatility	23.98	21.02	-

**Futures and Options**

Related Futures -  
 Related Options -

5y












Information about previous performance does not guarantee future performance.  
 Source: FactSet

**Price data**

Ø price 5 days   Ø volume 5 days (pcs.)	48.4971 USD (0)
Ø price 30 days   Ø volume 30 days (pcs.)	49.5285 USD (0)
Ø price 100 days   Ø volume 100 days (pcs.)	50.3796 USD (0)
Ø price 250 days   Ø volume 250 days (pcs.)	52.1170 USD (0)
YTD High   date	53.4551 USD (2024/01/25)
YTD Low   date	47.5837 USD (2024/05/02)
52 Weeks High   date	59.3067 USD (2023/09/01)
52 Weeks Low   date	46.3987 USD (2023/05/04)

**Recent Research**

on underlying	on sector	on market	
Date		Headline	Download
2024/04/26		Global Equity Ratings	
2024/04/26		Aktienempfehlungen Global	
2024/04/03		Global Equity Ratings	
2024/04/03		Aktienempfehlungen Global	
2024/03/13		Global Equity Ratings	