


# CISCO SYSTEMS INC. FUTURE (CSCF) - EUX/C13

2024/04/30 18:39:06

**Price**  
**48.2762** USD

**Difference**  **-1.57% (-0.77)**

**General attributes**

Symbol: CSCFC13  
 Exchange: Eurex  
 Currency: USD  
 Security type: Future  
 Underlying: CISCO SYSTEMS INC  
 Maturity: 05-2025  
 Contract size: 100

**Market data**

Bid (Bid size): - USD (-)  
 Ask (Ask size): - USD (-)  
 Open: 48.2762 USD  
 High: 48.2762 USD  
 Low: 48.2762 USD  
 Close (prev. day): 49.0463 USD  
 Underlying: CISCO SYSTEMS INC  
 Underlying price (date): 46.84 (24/05/01)  
 Settlement price (date): 48.28 (24/04/30)  
 Open Interest: 0

**Performance and Risk**

	6m	1y	3y
Perf (%)	-8.58%	+0.47%	-
Perf (abs.)	-4.53	+0.23	-
Beta	-	-	-
Volatility	24.91	21.88	-

**Futures and Options**

Related Futures: -  
 Related Options: -












Information about previous performance does not guarantee future performance.  
 Source: FactSet

**Price data**

Ø price 5 days   Ø volume 5 days (pcs.)	48.9774 USD (0)
Ø price 30 days   Ø volume 30 days (pcs.)	49.8772 USD (0)
Ø price 100 days   Ø volume 100 days (pcs.)	50.6289 USD (0)
Ø price 250 days   Ø volume 250 days (pcs.)	52.4158 USD (0)
YTD High   date	53.6990 USD (2024/01/25)
YTD Low   date	48.2762 USD (2024/04/30)
52 Weeks High   date	59.7129 USD (2023/09/01)
52 Weeks Low   date	46.4782 USD (2023/05/04)

**Recent Research**

on underlying	on sector	on market	
Date		Headline	Download
2024/04/26		Global Equity Ratings	
2024/04/26		Aktienempfehlungen Global	
2024/04/03		Global Equity Ratings	
2024/04/03		Aktienempfehlungen Global	
2024/03/13		Global Equity Ratings	