

DEUTSCHE BANK AG FUTURE (DBKI) - EUX/C12

2024/07/16 18:50:08

Price
15.1283 EUR

Difference  **-0.99% (-0.15)**

General attributes

Symbol	DBKIC12
Exchange	Eurex
Currency	EUR
Security type	Future
Underlying	DEUTSCHE BANK AG
Maturity	06-2025
Contract size	100

Market data

Bid (Bid size)	- EUR (-)
Ask (Ask size)	- EUR (-)
Open	15.1283 EUR
High	15.1283 EUR
Low	15.1283 EUR
Close (prev. day)	15.279 EUR
Underlying	DEUTSCHE BANK AG
Underlying price (date)	15.11 (24/07/16)
Settlement price (date)	15.13 (24/07/16)
Open Interest	0

Performance and Risk

	6m	1y	3y
Perf (%)	+27.06%	+56.12%	-
Perf (abs.)	+3.22	+5.44	-
Beta	-	-	-
Volatility	33.59	28.48	-

Futures and Options

Related Futures	-
Related Options	-

5y












Information about previous performance does not guarantee future performance.
Source: FactSet

Price data

Ø price 5 days Ø volume 5 days (pcs.)	15.2475 EUR (0)
Ø price 30 days Ø volume 30 days (pcs.)	15.1939 EUR (0)
Ø price 100 days Ø volume 100 days (pcs.)	14.4145 EUR (0)
Ø price 250 days Ø volume 250 days (pcs.)	11.9317 EUR (0)
YTD High date	16.8977 EUR (2024/04/25)
YTD Low date	11.6376 EUR (2024/02/09)
52 Weeks High date	16.8977 EUR (2024/04/25)
52 Weeks Low date	9.5490 EUR (2023/10/20)

Recent Research

on underlying	on sector	on market	
Date		Headline	Download
2024/07/15		Aktienempfehlungen Global	
2024/07/12		Global Equity Ratings	
2024/06/21		Global Equity Ratings	
2024/06/21		Aktienempfehlungen Global	
2024/06/14		Global Equity Ratings	