

# UNICREDIT S.P.A. FUTURE (CR5J) - EUX/C11

2024/09/16 18:46:39

Price  
**36.1377** EUR

Difference  0.52% (0.19)

### General attributes

Symbol	CR5JC11
Exchange	Eurex
Currency	EUR
Security type	Future
Underlying	UNICREDIT SPA
Maturity	07-2025
Contract size	100

### Market data

Bid (Bid size)	- EUR (-)
Ask (Ask size)	- EUR (-)
Open	36.1377 EUR
High	36.1377 EUR
Low	36.1377 EUR
Close (prev. day)	35.9507 EUR
Underlying	UNICREDIT SPA
Underlying price (date)	37.10 (24/09/16)
Settlement price (date)	36.14 (24/09/16)
Open Interest	0

### Performance and Risk

	6m	1y	3y
Perf (%)	+14.08%	+69.80%	-
Perf (abs.)	+4.46	+14.86	-
Beta	-	-	-
Volatility	35.77	29.96	-

### Futures and Options

Related Futures	-
Related Options	-

5y












Information about previous performance does not guarantee future performance.  
Source: FactSet

### Price data

Ø price 5 days   Ø volume 5 days (pcs.)	35.6579 EUR (0)
Ø price 30 days   Ø volume 30 days (pcs.)	34.9031 EUR (0)
Ø price 100 days   Ø volume 100 days (pcs.)	35.2049 EUR (0)
Ø price 250 days   Ø volume 250 days (pcs.)	28.9293 EUR (160)
YTD High   date	38.2198 EUR (2024/07/24)
YTD Low   date	24.0045 EUR (2024/01/03)
52 Weeks High   date	38.2198 EUR (2024/07/24)
52 Weeks Low   date	20.9782 EUR (2023/10/04)

### Recent Research

on underlying	on sector	on market	
Date		Headline	Download
2024/09/11		Global Equity Ratings	
2024/09/11		Aktienempfehlungen Global	
2024/09/05		Global Equity Ratings	
2024/09/05		Aktienempfehlungen Global	
2024/08/12		Global Equity Ratings	