

COSTCO WHOLESALE CORP. FUTURE (COSF) - EUX/C12

2024/07/12 18:58:00

Price
885.0197 USD

Difference  **-1.08% (-9.67)**

General attributes

Symbol	COSFC12
Exchange	Eurex
Currency	USD
Security type	Future
Underlying	COSTCO WHOLESALE
Maturity	06-2025
Contract size	100

Market data

Bid (Bid size)	- USD (-)
Ask (Ask size)	- USD (-)
Open	885.0197 USD
High	885.0197 USD
Low	885.0197 USD
Close (prev. day)	894.6895 USD
Underlying	COSTCO WHOLESALE
Underlying price (date)	842.90 (24/07/12)
Settlement price (date)	885.02 (24/07/12)
Open Interest	0

Performance and Risk

	6m	1y	3y
Perf (%)	+24.99%	+57.59%	-
Perf (abs.)	+176.96	+323.43	-
Beta	-	-	-
Volatility	30.85	23.37	-

Futures and Options

Related Futures	-
Related Options	-












5y

Information about previous performance does not guarantee future performance.
Source: FactSet

Price data

Ø price 5 days Ø volume 5 days (pcs.)	911.2400 USD (0)
Ø price 30 days Ø volume 30 days (pcs.)	908.9862 USD (0)
Ø price 100 days Ø volume 100 days (pcs.)	790.8523 USD (0)
Ø price 250 days Ø volume 250 days (pcs.)	678.1375 USD (0)
YTD High date	933.0057 USD (2024/07/09)
YTD Low date	674.0718 USD (2024/01/04)
52 Weeks High date	933.0057 USD (2024/07/09)
52 Weeks Low date	559.1592 USD (2023/07/13)

Recent Research

on sector		on market	
Date		Headline	Download
2024/07/12		Global Equity Ratings	
2024/07/12		Aktienempfehlungen Global	
2024/06/21		Equity Weekly	
2024/06/21		Global Equity Ratings	
2024/06/21		Aktienempfehlungen Global	