

## CONTINENTAL AG FUTURE (CONI) - EUX/C12

2024/09/16 18:46:39

Price  
**53.2826** EURDifference  -0.68% (-0.36)

## General attributes

Symbol	CONIC12
Exchange	Eurex
Currency	EUR
Security type	Future
Underlying	CONTINENTAL AG
Maturity	08-2025
Contract size	100

## Market data

Bid (Bid size)	- EUR (-)
Ask (Ask size)	- EUR (-)
Open	53.2826 EUR
High	53.2826 EUR
Low	53.2826 EUR
Close (prev. day)	53.6452 EUR
Underlying	CONTINENTAL AG
Underlying price (date)	53.28 (24/09/16)
Settlement price (date)	53.28 (24/09/16)
Open Interest	0

## Performance and Risk

	6m	1y	3y
Perf (%)	-20.51%	-21.88%	-
Perf (abs.)	-13.75	-14.93	-
Beta	-	-	-
Volatility	44.05	34.57	-

## Futures and Options

Related Futures	-
Related Options	-












5y

Information about previous performance does not guarantee future performance.  
Source: FactSet

## Price data

Ø price 5 days   Ø volume 5 days (pcs.)	52.8225 EUR (0)
Ø price 30 days   Ø volume 30 days (pcs.)	58.5877 EUR (0)
Ø price 100 days   Ø volume 100 days (pcs.)	58.5706 EUR (0)
Ø price 250 days   Ø volume 250 days (pcs.)	66.8768 EUR (0)
YTD High   date	78.7343 EUR (2024/01/02)
YTD Low   date	51.8753 EUR (2024/09/12)
52 Weeks High   date	78.7343 EUR (2024/01/02)
52 Weeks Low   date	51.8753 EUR (2024/09/12)

## Recent Research

on underlying	on sector	on market	
Date		Headline	Download
2022/05/04		Global Equity Ratings	
2022/05/04		Aktienempfehlungen Global	
2022/04/27		Global Equity Ratings	
2022/04/27		Aktienempfehlungen Global	
2022/04/14		Global Equity Ratings	