

CONTINENTAL AG FUTURE (CONI) - EUX/C12

2024/07/16 18:50:06

Price
58.9623 EURDifference  0.13% (0.08)

General attributes

Symbol	CONIC12
Exchange	Eurex
Currency	EUR
Security type	Future
Underlying	CONTINENTAL AG
Maturity	06-2025
Contract size	100

Market data

Bid (Bid size)	- EUR (-)
Ask (Ask size)	- EUR (-)
Open	58.9623 EUR
High	58.9623 EUR
Low	58.9623 EUR
Close (prev. day)	58.8851 EUR
Underlying	CONTINENTAL AG
Underlying price (date)	58.50 (24/07/16)
Settlement price (date)	58.96 (24/07/16)
Open Interest	0

Performance and Risk

	6m	1y	3y
Perf (%)	-21.10%	-16.69%	-
Perf (abs.)	-15.75	-11.80	-
Beta	-	-	-
Volatility	38.85	31.74	-

Futures and Options

Related Futures	-
Related Options	-












5y

Information about previous performance does not guarantee future performance.
Source: FactSet

Price data

Ø price 5 days Ø volume 5 days (pcs.)	59.4614 EUR (0)
Ø price 30 days Ø volume 30 days (pcs.)	58.1171 EUR (0)
Ø price 100 days Ø volume 100 days (pcs.)	65.9813 EUR (0)
Ø price 250 days Ø volume 250 days (pcs.)	69.3792 EUR (0)
YTD High date	78.7343 EUR (2024/01/02)
YTD Low date	55.0138 EUR (2024/06/18)
52 Weeks High date	78.7343 EUR (2024/01/02)
52 Weeks Low date	55.0138 EUR (2024/06/18)

Recent Research

on underlying	on sector	on market	
Date		Headline	Download
2022/05/04		Global Equity Ratings	
2022/05/04		Aktienempfehlungen Global	
2022/04/27		Global Equity Ratings	
2022/04/27		Aktienempfehlungen Global	
2022/04/14		Global Equity Ratings	