

CONTINENTAL AG FUTURE (CONI) - EUX/C12

2024/04/29 18:32:43

Price
63.1443 EUR
 Difference  0.49% (0.31)

General attributes

Symbol	CONIC12
Exchange	Eurex
Currency	EUR
Security type	Future
Underlying	CONTINENTAL AG
Maturity	04-2025
Contract size	100

Market data

Bid (Bid size)	- EUR (-)
Ask (Ask size)	- EUR (-)
Open	63.1443 EUR
High	63.1443 EUR
Low	63.1443 EUR
Close (prev. day)	62.838 EUR
Underlying	CONTINENTAL AG
Underlying price (date)	60.96 (24/04/29)
Settlement price (date)	63.14 (24/04/29)
Open Interest	0

Performance and Risk

	6m	1y	3y
Perf (%)	+4.62%	-3.78%	-
Perf (abs.)	+2.78	-2.47	-
Beta	-	-	-
Volatility	26.26	27.48	-

Futures and Options

Related Futures	-
Related Options	-

5y












Information about previous performance does not guarantee future performance.
 Source: FactSet

Price data

Ø price 5 days Ø volume 5 days (pcs.)	63.0916 EUR (0)
Ø price 30 days Ø volume 30 days (pcs.)	65.9238 EUR (0)
Ø price 100 days Ø volume 100 days (pcs.)	72.3386 EUR (0)
Ø price 250 days Ø volume 250 days (pcs.)	70.0020 EUR (0)
YTD High date	78.7343 EUR (2024/01/02)
YTD Low date	62.1201 EUR (2024/04/17)
52 Weeks High date	78.7343 EUR (2024/01/02)
52 Weeks Low date	60.0620 EUR (2023/10/26)

Recent Research

on underlying	on sector	on market	
Date		Headline	Download
2022/05/04		Global Equity Ratings	
2022/05/04		Aktienempfehlungen Global	
2022/04/27		Global Equity Ratings	
2022/04/27		Aktienempfehlungen Global	
2022/04/14		Global Equity Ratings	