

# COSTCO WHOLESALE CORP. FUTURE (COSF) - EUX/C13

2024/08/09 18:43:12

Price  
**886.8618** USD

Difference  1.65% (14.43)

### General attributes

Symbol	COSFC13
Exchange	Eurex
Currency	USD
Security type	Future
Underlying	COSTCO WHOLESALE
Maturity	08-2025
Contract size	100

### Market data

Bid (Bid size)	- USD (-)
Ask (Ask size)	- USD (-)
Open	886.8618 USD
High	886.8618 USD
Low	886.8618 USD
Close (prev. day)	872.4316 USD
Underlying	COSTCO WHOLESALE
Underlying price (date)	854.93 (24/08/09)
Settlement price (date)	886.86 (24/08/09)
Open Interest	0

### Performance and Risk

	6m	1y	3y
Perf (%)	+17.08%	+50.68%	-
Perf (abs.)	+129.35	+298.28	-
Beta	-	-	-
Volatility	33.88	26.65	-

### Futures and Options

Related Futures	-
Related Options	-












Information about previous performance does not guarantee future performance.  
Source: FactSet

### Price data

Ø price 5 days   Ø volume 5 days (pcs.)	863.6123 USD (0)
Ø price 30 days   Ø volume 30 days (pcs.)	880.4781 USD (0)
Ø price 100 days   Ø volume 100 days (pcs.)	822.9337 USD (0)
Ø price 250 days   Ø volume 250 days (pcs.)	707.4596 USD (0)
YTD High   date	936.3153 USD (2024/07/09)
YTD Low   date	676.3237 USD (2024/01/04)
52 Weeks High   date	936.3153 USD (2024/07/09)
52 Weeks Low   date	563.3350 USD (2023/08/25)

### Recent Research

on sector		on market	
Date		Headline	Download
2024/07/24		Global Equity Ratings	
2024/07/24		Aktienempfehlungen Global	
2024/07/15		Aktienempfehlungen Global	
2024/07/12		Global Equity Ratings	
2024/06/21		Equity Weekly	