

COSTCO WHOLESALE CORP. FUTURE (COSF) - EUX/C13

2024/07/12 18:58:00

Price
888.0004 USD

Difference  -1.08% (-9.71)

General attributes

Symbol	COSFC13
Exchange	Eurex
Currency	USD
Security type	Future
Underlying	COSTCO WHOLESALE
Maturity	07-2025
Contract size	100

Market data

Bid (Bid size)	- USD (-)
Ask (Ask size)	- USD (-)
Open	888.0004 USD
High	888.0004 USD
Low	888.0004 USD
Close (prev. day)	897.712 USD
Underlying	COSTCO WHOLESALE
Underlying price (date)	842.90 (24/07/12)
Settlement price (date)	888.00 (24/07/12)
Open Interest	0

Performance and Risk

	6m	1y	3y
Perf (%)	+28.20%	+61.99%	-
Perf (abs.)	+197.48	+343.55	-
Beta	-	-	-
Volatility	34.42	26.19	-

Futures and Options

Related Futures	-
Related Options	-












Information about previous performance does not guarantee future performance.
Source: FactSet

Price data

Ø price 5 days Ø volume 5 days (pcs.)	921.0195 USD (0)
Ø price 30 days Ø volume 30 days (pcs.)	915.0484 USD (0)
Ø price 100 days Ø volume 100 days (pcs.)	792.2714 USD (0)
Ø price 250 days Ø volume 250 days (pcs.)	679.6674 USD (0)
YTD High date	936.3153 USD (2024/07/09)
YTD Low date	676.3237 USD (2024/01/04)
52 Weeks High date	936.3153 USD (2024/07/09)
52 Weeks Low date	561.4014 USD (2023/07/13)

Recent Research

on sector		on market	
Date		Headline	Download
2024/07/12		Global Equity Ratings	
2024/07/12		Aktienempfehlungen Global	
2024/06/21		Equity Weekly	
2024/06/21		Global Equity Ratings	
2024/06/21		Aktienempfehlungen Global	