

## CONTINENTAL AG FUTURE (CONI) - EUX/C13

2024/07/26 18:35:05

Price  
**57.8321** EURDifference  0.39% (0.22)

## General attributes

Symbol	CONIC13
Exchange	Eurex
Currency	EUR
Security type	Future
Underlying	CONTINENTAL AG
Maturity	08-2025
Contract size	100

## Market data

Bid (Bid size)	- EUR (-)
Ask (Ask size)	- EUR (-)
Open	57.8321 EUR
High	57.8321 EUR
Low	57.8321 EUR
Close (prev. day)	57.6085 EUR
Underlying	CONTINENTAL AG
Underlying price (date)	57.22 (24/07/26)
Settlement price (date)	57.83 (24/07/26)
Open Interest	0

## Performance and Risk

	6m	1y	3y
Perf (%)	-23.58%	-22.45%	-
Perf (abs.)	-17.85	-16.74	-
Beta	-	-	-
Volatility	34.10	29.78	-

## Futures and Options

Related Futures	-
Related Options	-












Information about previous performance does not guarantee future performance.  
Source: FactSet

## Price data

Ø price 5 days   Ø volume 5 days (pcs.)	58.0336 EUR (0)
Ø price 30 days   Ø volume 30 days (pcs.)	57.6480 EUR (0)
Ø price 100 days   Ø volume 100 days (pcs.)	63.6962 EUR (0)
Ø price 250 days   Ø volume 250 days (pcs.)	69.0176 EUR (0)
YTD High   date	78.8833 EUR (2024/01/02)
YTD Low   date	55.1964 EUR (2024/06/18)
52 Weeks High   date	78.8833 EUR (2024/01/02)
52 Weeks Low   date	55.1964 EUR (2024/06/18)

## Recent Research

on underlying	on sector	on market	
Date		Headline	Download
2022/05/04		Global Equity Ratings	
2022/05/04		Aktienempfehlungen Global	
2022/04/27		Global Equity Ratings	
2022/04/27		Aktienempfehlungen Global	
2022/04/14		Global Equity Ratings	