

CONTINENTAL AG FUTURE (CONI) - EUX/C13

2024/07/16 18:50:06

Price
59.1181 EURDifference  0.13% (0.08)

General attributes

Symbol	CONIC13
Exchange	Eurex
Currency	EUR
Security type	Future
Underlying	CONTINENTAL AG
Maturity	07-2025
Contract size	100

Market data

Bid (Bid size)	- EUR (-)
Ask (Ask size)	- EUR (-)
Open	59.1181 EUR
High	59.1181 EUR
Low	59.1181 EUR
Close (prev. day)	59.0407 EUR
Underlying	CONTINENTAL AG
Underlying price (date)	58.50 (24/07/16)
Settlement price (date)	59.12 (24/07/16)
Open Interest	0

Performance and Risk

	6m	1y	3y
Perf (%)	-21.04%	-16.73%	-
Perf (abs.)	-15.73	-11.86	-
Beta	-	-	-
Volatility	34.22	29.84	-

Futures and Options

Related Futures	-
Related Options	-












5y

Information about previous performance does not guarantee future performance.
Source: FactSet

Price data

Ø price 5 days Ø volume 5 days (pcs.)	- EUR (-)
Ø price 30 days Ø volume 30 days (pcs.)	56.6874 EUR (0)
Ø price 100 days Ø volume 100 days (pcs.)	66.3807 EUR (0)
Ø price 250 days Ø volume 250 days (pcs.)	69.7207 EUR (0)
YTD High date	78.8833 EUR (2024/01/02)
YTD Low date	55.1964 EUR (2024/06/18)
52 Weeks High date	78.8833 EUR (2024/01/02)
52 Weeks Low date	55.1964 EUR (2024/06/18)

Recent Research

on underlying	on sector	on market	
Date		Headline	Download
2022/05/04		Global Equity Ratings	
2022/05/04		Aktienempfehlungen Global	
2022/04/27		Global Equity Ratings	
2022/04/27		Aktienempfehlungen Global	
2022/04/14		Global Equity Ratings	