


# CITIGROUP INC. FUTURE (CITG) - EUX/C12

2024/08/09 18:43:12

**Price**  
58.9927 USD

**Difference**  0.58% (0.34)

**General attributes**

Symbol	CITGC12
Exchange	Eurex
Currency	USD
Security type	Future
Underlying	CITIGROUP INC
Maturity	07-2025
Contract size	100

**Market data**

Bid (Bid size)	- USD (-)
Ask (Ask size)	- USD (-)
Open	58.9927 USD
High	58.9927 USD
Low	58.9927 USD
Close (prev. day)	58.6521 USD
Underlying	CITIGROUP INC
Underlying price (date)	57.84 (24/08/09)
Settlement price (date)	58.99 (24/08/09)
Open Interest	0

**Performance and Risk**

	6m	1y	3y
Perf (%)	+7.84%	+30.37%	-
Perf (abs.)	+4.29	+13.74	-
Beta	-	-	-
Volatility	32.55	29.87	-

**Futures and Options**

Related Futures	-
Related Options	-












Information about previous performance does not guarantee future performance.  
Source: FactSet

**Price data**

Ø price 5 days   Ø volume 5 days (pcs.)	57.9164 USD (0)
Ø price 30 days   Ø volume 30 days (pcs.)	63.7765 USD (0)
Ø price 100 days   Ø volume 100 days (pcs.)	62.6045 USD (0)
Ø price 250 days   Ø volume 250 days (pcs.)	51.9527 USD (0)
YTD High   date	68.6505 USD (2024/07/17)
YTD Low   date	50.8609 USD (2024/01/18)
52 Weeks High   date	68.6505 USD (2024/07/17)
52 Weeks Low   date	38.3917 USD (2023/10/30)

**Recent Research**

on underlying		on sector		on market	
Date		Headline		Download	
2024/07/24		Global Equity Ratings			
2024/07/24		Aktienempfehlungen Global			
2024/07/15		Aktienempfehlungen Global			
2024/07/12		Global Equity Ratings			
2024/06/21		Global Equity Ratings		