

# CITIGROUP INC. FUTURE (CITG) - EUX/C12

2024/09/17 18:45:48

Price  
**59.2939** USD

Difference  2.03% (1.18)

### General attributes

Symbol	CITGC12
Exchange	Eurex
Currency	USD
Security type	Future
Underlying	CITIGROUP INC
Maturity	08-2025
Contract size	100

### Market data

Bid (Bid size)	- USD (-)
Ask (Ask size)	- USD (-)
Open	59.2939 USD
High	59.2939 USD
Low	59.2939 USD
Close (prev. day)	58.1114 USD
Underlying	CITIGROUP INC
Underlying price (date)	59.29 (24/09/17)
Settlement price (date)	59.29 (24/09/17)
Open Interest	0

### Performance and Risk

	6m	1y	3y
Perf (%)	+2.19%	+37.97%	-
Perf (abs.)	+1.27	+16.32	-
Beta	-	-	-
Volatility	32.30	30.15	-

### Futures and Options

Related Futures	-
Related Options	-












5y

Information about previous performance does not guarantee future performance.  
Source: FactSet

### Price data

Ø price 5 days   Ø volume 5 days (pcs.)	57.8695 USD (0)
Ø price 30 days   Ø volume 30 days (pcs.)	60.2391 USD (0)
Ø price 100 days   Ø volume 100 days (pcs.)	61.9229 USD (0)
Ø price 250 days   Ø volume 250 days (pcs.)	54.3922 USD (0)
YTD High   date	68.6505 USD (2024/07/17)
YTD Low   date	50.8609 USD (2024/01/18)
52 Weeks High   date	68.6505 USD (2024/07/17)
52 Weeks Low   date	38.3917 USD (2023/10/30)

### Recent Research

on underlying   on sector   on market			
Date		Headline	Download
2024/09/11		Global Equity Ratings	
2024/09/11		Aktienempfehlungen Global	
2024/09/05		Global Equity Ratings	
2024/09/05		Aktienempfehlungen Global	
2024/08/12		Global Equity Ratings	