

CITIGROUP INC. FUTURE (CITG) - EUX/C12

2024/04/25 18:46:34

Price
62.7198 USD

Difference  **-0.44% (-0.28)**

General attributes

Symbol	CITGC12
Exchange	Eurex
Currency	USD
Security type	Future
Underlying	CITIGROUP INC
Maturity	04-2025
Contract size	100

Market data

Bid (Bid size)	- USD (-)
Ask (Ask size)	- USD (-)
Open	62.7198 USD
High	62.7198 USD
Low	62.7198 USD
Close (prev. day)	63.00 USD
Underlying	CITIGROUP INC
Underlying price (date)	62.57 (24/04/26)
Settlement price (date)	62.72 (24/04/25)
Open Interest	0

Performance and Risk

	6m	1y	3y
Perf (%)	+62.17%	+29.38%	-
Perf (abs.)	+24.04	+14.24	-
Beta	-	-	-
Volatility	26.73	26.92	-

Futures and Options

Related Futures	-
Related Options	-












Information about previous performance does not guarantee future performance.
Source: FactSet

Price data

Ø price 5 days Ø volume 5 days (pcs.)	61.9867 USD (0)
Ø price 30 days Ø volume 30 days (pcs.)	61.2506 USD (0)
Ø price 100 days Ø volume 100 days (pcs.)	55.8937 USD (0)
Ø price 250 days Ø volume 250 days (pcs.)	48.9437 USD (0)
YTD High date	64.3602 USD (2024/04/02)
YTD Low date	50.8609 USD (2024/01/18)
52 Weeks High date	64.3602 USD (2024/04/02)
52 Weeks Low date	38.3917 USD (2023/10/30)

Recent Research

on underlying	on sector	on market	
Date		Headline	Download
2024/04/26		Global Equity Ratings	
2024/04/26		Aktienempfehlungen Global	
2024/04/03		Global Equity Ratings	
2024/04/03		Aktienempfehlungen Global	
2024/03/13		Global Equity Ratings	