

CITIGROUP INC. FUTURE (CITG) - EUX/C12

2024/04/19 18:41:38

Price
59.9693 USD
 Difference  0.85% (0.50)

General attributes

Symbol	CITGC12
Exchange	Eurex
Currency	USD
Security type	Future
Underlying	CITIGROUP INC
Maturity	04-2025
Contract size	100

Market data

Bid (Bid size)	- USD (-)
Ask (Ask size)	- USD (-)
Open	59.9693 USD
High	59.9693 USD
Low	59.9693 USD
Close (prev. day)	59.4666 USD
Underlying	CITIGROUP INC
Underlying price (date)	59.23 (24/04/19)
Settlement price (date)	60.19 (24/04/19)
Open Interest	0

Performance and Risk

	6m	1y	3y
Perf (%)	+47.36%	+19.58%	-
Perf (abs.)	+19.11	+9.74	-
Beta	-	-	-
Volatility	26.38	26.75	-

Futures and Options

Related Futures	-
Related Options	-

5y












Information about previous performance does not guarantee future performance.
 Source: FactSet

Price data

Ø price 5 days Ø volume 5 days (pcs.)	59.3189 USD (0)
Ø price 30 days Ø volume 30 days (pcs.)	60.6045 USD (0)
Ø price 100 days Ø volume 100 days (pcs.)	55.0702 USD (0)
Ø price 250 days Ø volume 250 days (pcs.)	48.6234 USD (0)
YTD High date	64.3602 USD (2024/04/02)
YTD Low date	50.8609 USD (2024/01/18)
52 Weeks High date	64.3602 USD (2024/04/02)
52 Weeks Low date	38.3917 USD (2023/10/30)

Recent Research

on underlying on sector on market			
Date		Headline	Download
2024/04/03		Global Equity Ratings	
2024/04/03		Aktienempfehlungen Global	
2024/03/13		Global Equity Ratings	
2024/03/13		Aktienempfehlungen Global	
2024/02/22		Aktienempfehlungen Global	