

CONTINENTAL AG FUTURE (CONI) - EUX/C10

2024/09/02 18:39:47

Price
61.1345 EURDifference  -0.02% (-0.01)

General attributes

Symbol	CONIC10
Exchange	Eurex
Currency	EUR
Security type	Future
Underlying	CONTINENTAL AG
Maturity	06-2025
Contract size	100

Market data

Bid (Bid size)	- EUR (-)
Ask (Ask size)	- EUR (-)
Open	61.1345 EUR
High	61.1345 EUR
Low	61.1345 EUR
Close (prev. day)	61.149 EUR
Underlying	CONTINENTAL AG
Underlying price (date)	61.08 (24/09/02)
Settlement price (date)	61.13 (24/09/02)
Open Interest	0

Performance and Risk

	6m	1y	3y
Perf (%)	-18.18%	-10.12%	-
Perf (abs.)	-13.58	-6.88	-
Beta	-	-	-
Volatility	35.09	29.55	-

Futures and Options

Related Futures	-
Related Options	-












5y

Information about previous performance does not guarantee future performance.
Source: FactSet

Price data

Ø price 5 days Ø volume 5 days (pcs.)	61.2407 EUR (0)
Ø price 30 days Ø volume 30 days (pcs.)	58.3477 EUR (0)
Ø price 100 days Ø volume 100 days (pcs.)	59.6825 EUR (0)
Ø price 250 days Ø volume 250 days (pcs.)	67.3112 EUR (0)
YTD High date	78.3846 EUR (2024/01/02)
YTD Low date	53.0788 EUR (2024/08/05)
52 Weeks High date	78.3846 EUR (2024/01/02)
52 Weeks Low date	53.0788 EUR (2024/08/05)

Recent Research

on underlying	on sector	on market	
Date		Headline	Download
2022/05/04		Global Equity Ratings	
2022/05/04		Aktienempfehlungen Global	
2022/04/27		Global Equity Ratings	
2022/04/27		Aktienempfehlungen Global	
2022/04/14		Global Equity Ratings	