

CONTINENTAL AG FUTURE (CONI) - EUX/C10

2024/07/31 18:33:40

Price
56.7473 EURDifference  -0.33% (-0.19)

General attributes

| | |
|---------------|----------------|
| Symbol | CONIC10 |
| Exchange | Eurex |
| Currency | EUR |
| Security type | Future |
| Underlying | CONTINENTAL AG |
| Maturity | 05-2025 |
| Contract size | 100 |

Market data

| | |
|-------------------------|------------------|
| Bid (Bid size) | - EUR (-) |
| Ask (Ask size) | - EUR (-) |
| Open | 56.7473 EUR |
| High | 56.7473 EUR |
| Low | 56.7473 EUR |
| Close (prev. day) | 56.9378 EUR |
| Underlying | CONTINENTAL AG |
| Underlying price (date) | 55.58 (24/08/01) |
| Settlement price (date) | 56.75 (24/07/31) |
| Open Interest | 0 |

Performance and Risk

| | 6m | 1y | 3y |
|-------------|---------|---------|----|
| Perf (%) | -26.24% | -22.75% | - |
| Perf (abs.) | -20.19 | -16.71 | - |
| Beta | - | - | - |
| Volatility | 33.29 | 29.21 | - |

Futures and Options

| | |
|-----------------|---|
| Related Futures | - |
| Related Options | - |













Information about previous performance does not guarantee future performance.
Source: FactSet

Price data

| | |
|---|--------------------------|
| Ø price 5 days Ø volume 5 days (pcs.) | 57.0564 EUR (0) |
| Ø price 30 days Ø volume 30 days (pcs.) | 58.2668 EUR (0) |
| Ø price 100 days Ø volume 100 days (pcs.) | 62.9596 EUR (0) |
| Ø price 250 days Ø volume 250 days (pcs.) | 68.3936 EUR (0) |
| YTD High date | 78.3846 EUR (2024/01/02) |
| YTD Low date | 56.2081 EUR (2024/06/18) |
| 52 Weeks High date | 78.3846 EUR (2024/01/02) |
| 52 Weeks Low date | 56.2081 EUR (2024/06/18) |

Recent Research

| on underlying | on sector | on market | |
|---------------|---|---------------------------|---|
| Date | | Headline | Download |
| 2022/05/04 |  | Global Equity Ratings |  |
| 2022/05/04 |  | Aktienempfehlungen Global |  |
| 2022/04/27 |  | Global Equity Ratings |  |
| 2022/04/27 |  | Aktienempfehlungen Global |  |
| 2022/04/14 |  | Global Equity Ratings |  |