

CONTINENTAL AG FUTURE (CONI) - EUX/C10

2024/07/26 18:35:05

Price
57.3761 EURDifference  0.39% (0.22)

General attributes

Symbol	CONIC10
Exchange	Eurex
Currency	EUR
Security type	Future
Underlying	CONTINENTAL AG
Maturity	05-2025
Contract size	100

Market data

Bid (Bid size)	- EUR (-)
Ask (Ask size)	- EUR (-)
Open	57.3761 EUR
High	57.3761 EUR
Low	57.3761 EUR
Close (prev. day)	57.1545 EUR
Underlying	CONTINENTAL AG
Underlying price (date)	57.22 (24/07/26)
Settlement price (date)	57.38 (24/07/26)
Open Interest	0

Performance and Risk

	6m	1y	3y
Perf (%)	-23.65%	-22.31%	-
Perf (abs.)	-17.77	-16.47	-
Beta	-	-	-
Volatility	33.39	29.25	-

Futures and Options

Related Futures	-
Related Options	-












Information about previous performance does not guarantee future performance.
Source: FactSet

Price data

Ø price 5 days Ø volume 5 days (pcs.)	57.4569 EUR (0)
Ø price 30 days Ø volume 30 days (pcs.)	58.2188 EUR (0)
Ø price 100 days Ø volume 100 days (pcs.)	63.7564 EUR (0)
Ø price 250 days Ø volume 250 days (pcs.)	68.6074 EUR (0)
YTD High date	78.3846 EUR (2024/01/02)
YTD Low date	56.2081 EUR (2024/06/18)
52 Weeks High date	78.3846 EUR (2024/01/02)
52 Weeks Low date	56.2081 EUR (2024/06/18)

Recent Research

on underlying on sector on market			
Date		Headline	Download
2022/05/04		Global Equity Ratings	
2022/05/04		Aktienempfehlungen Global	
2022/04/27		Global Equity Ratings	
2022/04/27		Aktienempfehlungen Global	
2022/04/14		Global Equity Ratings	