

## CONTINENTAL AG FUTURE (CONI) - EUX/C10

2024/05/03 18:32:46

Price  
**63.4348** EURDifference  0.57% (0.36)

## General attributes

Symbol	CONIC10
Exchange	Eurex
Currency	EUR
Security type	Future
Underlying	CONTINENTAL AG
Maturity	02-2025
Contract size	100

## Market data

Bid (Bid size)	- EUR (-)
Ask (Ask size)	- EUR (-)
Open	63.4348 EUR
High	63.4348 EUR
Low	63.4348 EUR
Close (prev. day)	63.0779 EUR
Underlying	CONTINENTAL AG
Underlying price (date)	61.56 (24/05/03)
Settlement price (date)	63.43 (24/05/03)
Open Interest	0

## Performance and Risk

	6m	1y	3y
Perf (%)	+0.24%	-2.40%	-
Perf (abs.)	+0.15	-1.56	-
Beta	-	-	-
Volatility	26.34	26.91	-

## Futures and Options

Related Futures	-
Related Options	-












Information about previous performance does not guarantee future performance.  
Source: FactSet

## Price data

Ø price 5 days   Ø volume 5 days (pcs.)	62.9243 EUR (0)
Ø price 30 days   Ø volume 30 days (pcs.)	64.9965 EUR (0)
Ø price 100 days   Ø volume 100 days (pcs.)	71.5852 EUR (0)
Ø price 250 days   Ø volume 250 days (pcs.)	69.8116 EUR (0)
YTD High   date	78.3846 EUR (2024/01/02)
YTD Low   date	61.7849 EUR (2024/04/17)
52 Weeks High   date	78.3846 EUR (2024/01/02)
52 Weeks Low   date	59.6873 EUR (2023/10/26)

## Recent Research

on underlying	on sector	on market	
Date		Headline	Download
2022/05/04		Global Equity Ratings	
2022/05/04		Aktienempfehlungen Global	
2022/04/27		Global Equity Ratings	
2022/04/27		Aktienempfehlungen Global	
2022/04/14		Global Equity Ratings	