

# CONTINENTAL AG FUTURE (CONI) - EUX/C10

2024/04/22 18:36:08

**Price**  
**63.0194** EUR  
 Difference  1.24% (0.77)

**General attributes**

Symbol	CONIC10
Exchange	Eurex
Currency	EUR
Security type	Future
Underlying	CONTINENTAL AG
Maturity	02-2025
Contract size	100

**Market data**

Bid (Bid size)	- EUR (-)
Ask (Ask size)	- EUR (-)
Open	63.0194 EUR
High	63.0194 EUR
Low	63.0194 EUR
Close (prev. day)	62.2501 EUR
Underlying	CONTINENTAL AG
Underlying price (date)	62.96 (24/04/23)
Settlement price (date)	63.02 (24/04/22)
Open Interest	0

**Performance and Risk**

	6m	1y	3y
Perf (%)	+3.51%	-4.69%	-
Perf (abs.)	+2.14	-3.10	-
Beta	-	-	-
Volatility	26.32	27.14	-

**Futures and Options**

Related Futures	-
Related Options	-

5y












Information about previous performance does not guarantee future performance.  
 Source: FactSet

**Price data**

Ø price 5 days   Ø volume 5 days (pcs.)	63.1913 EUR (0)
Ø price 30 days   Ø volume 30 days (pcs.)	66.3118 EUR (0)
Ø price 100 days   Ø volume 100 days (pcs.)	72.3468 EUR (0)
Ø price 250 days   Ø volume 250 days (pcs.)	69.9009 EUR (0)
YTD High   date	78.3846 EUR (2024/01/02)
YTD Low   date	61.7849 EUR (2024/04/17)
52 Weeks High   date	78.3846 EUR (2024/01/02)
52 Weeks Low   date	59.6873 EUR (2023/10/26)

**Recent Research**

on underlying	on sector	on market	
Date		Headline	Download
2022/05/04		Global Equity Ratings	
2022/05/04		Aktienempfehlungen Global	
2022/04/27		Global Equity Ratings	
2022/04/27		Aktienempfehlungen Global	
2022/04/14		Global Equity Ratings	