

CECONOMY AG FUTURE (CECF) - EUX/C10

2024/06/21 19:17:01

Price
3.2271 EUR

Difference  -1.95% (-0.06)

General attributes

Symbol	CECF10
Exchange	Eurex
Currency	EUR
Security type	Future
Underlying	CECONOMY AG
Maturity	04-2025
Contract size	100

Market data

Bid (Bid size)	- EUR (-)
Ask (Ask size)	- EUR (-)
Open	3.2271 EUR
High	3.2271 EUR
Low	3.2271 EUR
Close (prev. day)	3.2913 EUR
Underlying	CECONOMY AG
Underlying price (date)	2.97 (24/06/28)
Settlement price (date)	3.03 (24/06/28)
Open Interest	0

Performance and Risk

	6m	1y	3y
Perf (%)	+36.45%	+51.96%	-
Perf (abs.)	+0.86	+1.10	-
Beta	-	-	-
Volatility	76.73	65.89	-

Futures and Options

Related Futures	-
Related Options	-

5y












Information about previous performance does not guarantee future performance.
Source: FactSet

Price data

Ø price 5 days Ø volume 5 days (pcs.)	3.2736 EUR (0)
Ø price 30 days Ø volume 30 days (pcs.)	- EUR (-)
Ø price 100 days Ø volume 100 days (pcs.)	2.1677 EUR (0)
Ø price 250 days Ø volume 250 days (pcs.)	2.2619 EUR (0)
YTD High date	3.3910 EUR (2024/06/18)
YTD Low date	1.7814 EUR (2024/03/22)
52 Weeks High date	3.3910 EUR (2024/06/18)
52 Weeks Low date	1.7667 EUR (2023/11/01)

Recent Research

on sector	on market	Date	Headline	Download
		2024/06/21	 Equity Weekly	
		2024/06/21	 Global Equity Ratings	
		2024/06/21	 Aktienempfehlungen Global	
		2024/06/14	 Global Equity Ratings	
		2024/06/14	 Aktienempfehlungen Global	