

CATERPILLAR INC. FUTURE (CATF) - EUX/C1

2024/08/07 18:43:04

Price
333.4543 USD

Difference  2.06% (6.74)

General attributes

Symbol	CATFC1
Exchange	Eurex
Currency	USD
Security type	Future
Underlying	CATERPILLAR INC
Maturity	08-2024
Contract size	100

Market data

Bid (Bid size)	- USD (-)
Ask (Ask size)	- USD (-)
Open	333.4543 USD
High	333.4543 USD
Low	333.4543 USD
Close (prev. day)	326.7168 USD
Underlying	CATERPILLAR INC
Underlying price (date)	325.80 (24/08/07)
Settlement price (date)	333.45 (24/08/07)
Open Interest	0

Performance and Risk

	6m	1y	3y
Perf (%)	+2.55%	+19.20%	-
Perf (abs.)	+8.28	+53.70	-
Beta	-	-	-
Volatility	30.07	26.97	-

Futures and Options

Related Futures	-
Related Options	-

5y












Information about previous performance does not guarantee future performance.
Source: FactSet

Price data

Ø price 5 days Ø volume 5 days (pcs.)	326.6010 USD (0)
Ø price 30 days Ø volume 30 days (pcs.)	340.0436 USD (0)
Ø price 100 days Ø volume 100 days (pcs.)	348.7200 USD (0)
Ø price 250 days Ø volume 250 days (pcs.)	301.7285 USD (0)
YTD High date	379.0678 USD (2024/04/04)
YTD Low date	278.6071 USD (2024/01/17)
52 Weeks High date	379.0678 USD (2024/04/04)
52 Weeks Low date	227.7076 USD (2023/11/01)

Recent Research

on underlying	on sector	on market	
Date		Headline	Download
2024/07/24		Global Equity Ratings	
2024/07/24		Aktienempfehlungen Global	
2024/07/15		Aktienempfehlungen Global	
2024/07/12		Global Equity Ratings	
2024/06/21		Global Equity Ratings	