

CONTINENTAL AG FUTURE (CONI) - EUX/C14

2024/07/26 18:35:05

Price
58.4298 EURDifference  0.39% (0.23)

General attributes

Symbol	CONIC14
Exchange	Eurex
Currency	EUR
Security type	Future
Underlying	CONTINENTAL AG
Maturity	12-2025
Contract size	100

Market data

Bid (Bid size)	- EUR (-)
Ask (Ask size)	- EUR (-)
Open	58.4298 EUR
High	58.4298 EUR
Low	58.4298 EUR
Close (prev. day)	58.2033 EUR
Underlying	CONTINENTAL AG
Underlying price (date)	57.22 (24/07/26)
Settlement price (date)	58.43 (24/07/26)
Open Interest	0

Performance and Risk

	6m	1y	3y
Perf (%)	-22.72%	-22.62%	-
Perf (abs.)	-17.18	-17.08	-
Beta	-	-	-
Volatility	35.18	30.10	-

Futures and Options

Related Futures	-
Related Options	-












5y

Information about previous performance does not guarantee future performance.
Source: FactSet

Price data

Ø price 5 days Ø volume 5 days (pcs.)	58.3580 EUR (0)
Ø price 30 days Ø volume 30 days (pcs.)	58.3183 EUR (0)
Ø price 100 days Ø volume 100 days (pcs.)	64.0564 EUR (0)
Ø price 250 days Ø volume 250 days (pcs.)	69.3288 EUR (0)
YTD High date	78.8356 EUR (2024/01/02)
YTD Low date	56.0748 EUR (2024/06/18)
52 Weeks High date	78.8356 EUR (2024/01/02)
52 Weeks Low date	56.0748 EUR (2024/06/18)

Recent Research

on underlying	on sector	on market	
Date		Headline	Download
2022/05/04		Global Equity Ratings	
2022/05/04		Aktienempfehlungen Global	
2022/04/27		Global Equity Ratings	
2022/04/27		Aktienempfehlungen Global	
2022/04/14		Global Equity Ratings	