

# CARREFOUR S.A. FUTURE (CARG) - EUX/C10

2024/10/18 19:07:05

**Price**  
**14.7208** EUR

**Difference**  **-0.16% (-0.02)**

### General attributes

Symbol	CARGC10
Exchange	Eurex
Currency	EUR
Security type	Future
Underlying	CARREFOUR SA
Maturity	08-2025
Contract size	100

### Market data

Bid (Bid size)	- EUR (-)
Ask (Ask size)	- EUR (-)
Open	14.7208 EUR
High	14.7208 EUR
Low	14.7208 EUR
Close (prev. day)	14.7437 EUR
Underlying	CARREFOUR SA
Underlying price (date)	15.13 (24/10/18)
Settlement price (date)	14.75 (24/10/18)
Open Interest	0

### Performance and Risk

	6m	1y	3y
Perf (%)	-4.50%	-7.26%	-
Perf (abs.)	-0.69	-1.15	-
Beta	-	-	-
Volatility	24.03	22.97	-

### Futures and Options

Related Futures	-
Related Options	-

5y












Information about previous performance does not guarantee future performance.  
Source: FactSet

### Price data

Ø price 5 days   Ø volume 5 days (pcs.)	14.5700 EUR (0)
Ø price 30 days   Ø volume 30 days (pcs.)	14.9533 EUR (0)
Ø price 100 days   Ø volume 100 days (pcs.)	14.5826 EUR (0)
Ø price 250 days   Ø volume 250 days (pcs.)	15.5532 EUR (0)
YTD High   date	16.8454 EUR (2024/01/04)
YTD Low   date	13.7343 EUR (2024/08/21)
52 Weeks High   date	17.5183 EUR (2023/11/27)
52 Weeks Low   date	13.7343 EUR (2024/08/21)

### Recent Research

on sector		on market	
Date		Headline	Download
2024/09/27		Global Equity Ratings	
2024/09/27		Aktienempfehlungen Global	
2024/09/11		Global Equity Ratings	
2024/09/11		Aktienempfehlungen Global	
2024/09/05		Global Equity Ratings	