

CARREFOUR S.A. FUTURE (CARG) - EUX/C10

2024/08/13 18:43:07

Price
14.1147 EUR

Difference  0.10% (0.01)

General attributes

Symbol	CARGC10
Exchange	Eurex
Currency	EUR
Security type	Future
Underlying	CARREFOUR SA
Maturity	05-2025
Contract size	100

Market data

Bid (Bid size)	- EUR (-)
Ask (Ask size)	- EUR (-)
Open	14.1147 EUR
High	14.1147 EUR
Low	14.1147 EUR
Close (prev. day)	14.1004 EUR
Underlying	CARREFOUR SA
Underlying price (date)	13.775 (24/08/13)
Settlement price (date)	14.11 (24/08/13)
Open Interest	0

Performance and Risk

	6m	1y	3y
Perf (%)	-5.58%	-24.45%	-
Perf (abs.)	-0.83	-4.57	-
Beta	-	-	-
Volatility	23.79	22.05	-

Futures and Options

Related Futures	-
Related Options	-

5y












Information about previous performance does not guarantee future performance.
Source: FactSet

Price data

Ø price 5 days Ø volume 5 days (pcs.)	14.1450 EUR (0)
Ø price 30 days Ø volume 30 days (pcs.)	14.4710 EUR (0)
Ø price 100 days Ø volume 100 days (pcs.)	14.9820 EUR (0)
Ø price 250 days Ø volume 250 days (pcs.)	16.0130 EUR (0)
YTD High date	16.8454 EUR (2024/01/04)
YTD Low date	13.8606 EUR (2024/08/06)
52 Weeks High date	18.8226 EUR (2023/08/17)
52 Weeks Low date	13.8606 EUR (2024/08/06)

Recent Research

on sector		on market	
Date		Headline	Download
2024/08/12		Global Equity Ratings	
2024/08/12		Aktienempfehlungen Global	
2024/07/24		Global Equity Ratings	
2024/07/24		Aktienempfehlungen Global	
2024/07/15		Aktienempfehlungen Global	