

# CECONOMY AG FUTURE (CECF) - EUX/C11

2024/06/21 19:17:01

**Price**  
3.2357 EUR

**Difference**  -1.95% (-0.06)

### General attributes

Symbol	CECFC11
Exchange	Eurex
Currency	EUR
Security type	Future
Underlying	CECONOMY AG
Maturity	05-2025
Contract size	100

### Market data

Bid (Bid size)	- EUR (-)
Ask (Ask size)	- EUR (-)
Open	3.2357 EUR
High	3.2357 EUR
Low	3.2357 EUR
Close (prev. day)	3.30 EUR
Underlying	CECONOMY AG
Underlying price (date)	3.092 (24/06/25)
Settlement price (date)	3.17 (24/06/25)
Open Interest	0

### Performance and Risk

	6m	1y	3y
Perf (%)	+36.53%	+51.90%	-
Perf (abs.)	+0.87	+1.11	-
Beta	-	-	-
Volatility	78.66	66.84	-

### Futures and Options

Related Futures	-
Related Options	-

5y












Information about previous performance does not guarantee future performance.  
Source: FactSet

### Price data

Ø price 5 days   Ø volume 5 days (pcs.)	3.2823 EUR (0)
Ø price 30 days   Ø volume 30 days (pcs.)	- EUR (-)
Ø price 100 days   Ø volume 100 days (pcs.)	2.1692 EUR (0)
Ø price 250 days   Ø volume 250 days (pcs.)	2.2670 EUR (0)
YTD High   date	3.4000 EUR (2024/06/18)
YTD Low   date	1.7864 EUR (2024/03/22)
52 Weeks High   date	3.4000 EUR (2024/06/18)
52 Weeks Low   date	1.7727 EUR (2023/11/01)

### Recent Research

on sector		on market	
Date		Headline	Download
2024/06/21		Equity Weekly	
2024/06/21		Global Equity Ratings	
2024/06/21		Aktienempfehlungen Global	
2024/06/14		Global Equity Ratings	
2024/06/14		Aktienempfehlungen Global	