

CATERPILLAR INC. FUTURE (CATF) - EUX/C13

2024/04/30 18:39:03

Price
351.9521 USD

Difference  -3.38% (-12.33)

General attributes

Symbol	CATFC13
Exchange	Eurex
Currency	USD
Security type	Future
Underlying	CATERPILLAR INC
Maturity	05-2025
Contract size	100

Market data

Bid (Bid size)	- USD (-)
Ask (Ask size)	- USD (-)
Open	351.9521 USD
High	351.9521 USD
Low	351.9521 USD
Close (prev. day)	364.2792 USD
Underlying	CATERPILLAR INC
Underlying price (date)	336.75 (24/05/03)
Settlement price (date)	350.61 (24/05/03)
Open Interest	0

Performance and Risk

	6m	1y	3y
Perf (%)	+41.51%	+56.92%	-
Perf (abs.)	+102.84	+127.17	-
Beta	-	-	-
Volatility	28.64	28.16	-

Futures and Options

Related Futures	-
Related Options	-












5y

Information about previous performance does not guarantee future performance.
Source: FactSet

Price data

Ø price 5 days Ø volume 5 days (pcs.)	353.7571 USD (0)
Ø price 30 days Ø volume 30 days (pcs.)	374.6676 USD (0)
Ø price 100 days Ø volume 100 days (pcs.)	336.7935 USD (0)
Ø price 250 days Ø volume 250 days (pcs.)	293.4409 USD (0)
YTD High date	394.4263 USD (2024/04/04)
YTD Low date	289.3043 USD (2024/01/17)
52 Weeks High date	394.4263 USD (2024/04/04)
52 Weeks Low date	213.8862 USD (2023/05/31)

Recent Research

on underlying	on sector	on market	
Date		Headline	Download
2024/04/26		Global Equity Ratings	
2024/04/26		Aktienempfehlungen Global	
2024/04/03		Global Equity Ratings	
2024/04/03		Aktienempfehlungen Global	
2024/03/13		Global Equity Ratings	