

CITIGROUP INC. FUTURE (CITG) - EUX/C13

2024/04/30 18:39:04

Price
62.724 USD

Difference  -1.38% (-0.88)

General attributes

Symbol	CITGC13
Exchange	Eurex
Currency	USD
Security type	Future
Underlying	CITIGROUP INC
Maturity	06-2025
Contract size	100

Market data

Bid (Bid size)	- USD (-)
Ask (Ask size)	- USD (-)
Open	62.724 USD
High	62.724 USD
Low	62.724 USD
Close (prev. day)	63.6015 USD
Underlying	CITIGROUP INC
Underlying price (date)	59.33 (24/06/14)
Settlement price (date)	60.42 (24/06/14)
Open Interest	0

Performance and Risk

	6m	1y	3y
Perf (%)	+65.17%	+34.15%	-
Perf (abs.)	+24.75	+15.97	-
Beta	-	-	-
Volatility	26.43	26.68	-

Futures and Options

Related Futures	-
Related Options	-












5y

Information about previous performance does not guarantee future performance.
Source: FactSet

Price data

Ø price 5 days Ø volume 5 days (pcs.)	62.894 USD (0)
Ø price 30 days Ø volume 30 days (pcs.)	61.883 USD (0)
Ø price 100 days Ø volume 100 days (pcs.)	56.439 USD (0)
Ø price 250 days Ø volume 250 days (pcs.)	49.165 USD (0)
YTD High date	64.587 USD (2024/04/02)
YTD Low date	51.028 USD (2024/01/18)
52 Weeks High date	64.587 USD (2024/04/02)
52 Weeks Low date	37.975 USD (2023/10/30)

Recent Research

on underlying	on sector	on market	
Date		Headline	Download
2024/06/14		Global Equity Ratings	
2024/06/14		Aktienempfehlungen Global	
2024/05/29		Global Equity Ratings	
2024/05/29		Aktienempfehlungen Global	
2024/04/26		Global Equity Ratings	