

# CARREFOUR S.A. FUTURE (CARG) - EUX/C12

2024/08/09 18:43:11

Price  
**13.4666** EUR

Difference  -0.05% (-0.01)

### General attributes

|               |              |
|---------------|--------------|
| Symbol        | CARGC12      |
| Exchange      | Eurex        |
| Currency      | EUR          |
| Security type | Future       |
| Underlying    | CARREFOUR SA |
| Maturity      | 07-2025      |
| Contract size | 100          |

### Market data

|                         |                  |
|-------------------------|------------------|
| Bid (Bid size)          | - EUR (-)        |
| Ask (Ask size)          | - EUR (-)        |
| Open                    | 13.4666 EUR      |
| High                    | 13.4666 EUR      |
| Low                     | 13.4666 EUR      |
| Close (prev. day)       | 13.4728 EUR      |
| Underlying              | CARREFOUR SA     |
| Underlying price (date) | 13.78 (24/08/09) |
| Settlement price (date) | 13.47 (24/08/09) |
| Open Interest           | 0                |

### Performance and Risk

|             | 6m      | 1y      | 3y |
|-------------|---------|---------|----|
| Perf (%)    | -10.25% | -26.29% | -  |
| Perf (abs.) | -1.54   | -4.80   | -  |
| Beta        | -       | -       | -  |
| Volatility  | 24.14   | 22.14   | -  |

### Futures and Options

|                 |   |
|-----------------|---|
| Related Futures | - |
| Related Options | - |

5y













Information about previous performance does not guarantee future performance.  
Source: FactSet

### Price data

|   |                          |
|---|--------------------------|
| Ø price 5 days   Ø volume 5 days (pcs.)     | 13.4046 EUR (0)          |
| Ø price 30 days   Ø volume 30 days (pcs.)   | 13.8234 EUR (0)          |
| Ø price 100 days   Ø volume 100 days (pcs.) | 14.7600 EUR (0)          |
| Ø price 250 days   Ø volume 250 days (pcs.) | 16.0563 EUR (0)          |
| YTD High   date                             | 16.9235 EUR (2024/01/04) |
| YTD Low   date                              | 13.1703 EUR (2024/08/06) |
| 52 Weeks High   date                        | 18.5335 EUR (2023/08/21) |
| 52 Weeks Low   date                         | 13.1703 EUR (2024/08/06) |

### Recent Research

| on sector  |   | on market                 |   |
|------------|---|---------------------------|---|
| Date       |   | Headline                  | Download  |
| 2024/07/24 |  | Global Equity Ratings     |  |
| 2024/07/24 |  | Aktienempfehlungen Global |  |
| 2024/07/15 |  | Aktienempfehlungen Global |  |
| 2024/07/12 |  | Global Equity Ratings     |  |
| 2024/06/21 |  | Equity Weekly             |  |