

CECONOMY AG FUTURE (CECF) - EUX/C13

2024/06/21 19:17:01

Price
3.2555 EUR

Difference  -1.95% (-0.06)

General attributes

Symbol	CECF13
Exchange	Eurex
Currency	EUR
Security type	Future
Underlying	CECONOMY AG
Maturity	07-2025
Contract size	100

Market data

Bid (Bid size)	- EUR (-)
Ask (Ask size)	- EUR (-)
Open	3.2555 EUR
High	3.2555 EUR
Low	3.2555 EUR
Close (prev. day)	3.3202 EUR
Underlying	CECONOMY AG
Underlying price (date)	2.97 (24/06/28)
Settlement price (date)	3.06 (24/06/28)
Open Interest	0

Performance and Risk

	6m	1y	3y
Perf (%)	+36.83%	+51.81%	-
Perf (abs.)	+0.88	+1.11	-
Beta	-	-	-
Volatility	79.49	67.27	-

Futures and Options

Related Futures	-
Related Options	-












Information about previous performance does not guarantee future performance.
Source: FactSet

Price data

Ø price 5 days Ø volume 5 days (pcs.)	3.3024 EUR (0)
Ø price 30 days Ø volume 30 days (pcs.)	- EUR (-)
Ø price 100 days Ø volume 100 days (pcs.)	2.1632 EUR (0)
Ø price 250 days Ø volume 250 days (pcs.)	2.2744 EUR (0)
YTD High date	3.4209 EUR (2024/06/18)
YTD Low date	1.7640 EUR (2024/03/22)
52 Weeks High date	3.4209 EUR (2024/06/18)
52 Weeks Low date	1.7640 EUR (2024/03/22)

Recent Research

on sector		on market	
Date		Headline	Download
2024/06/21		Equity Weekly	
2024/06/21		Global Equity Ratings	
2024/06/21		Aktienempfehlungen Global	
2024/06/14		Global Equity Ratings	
2024/06/14		Aktienempfehlungen Global	