

CITIGROUP INC. FUTURE (CITG) - EUX/C11

2024/06/17 18:35:35

Price
60.9596 USD

Difference  0.00% (0.00)

General attributes

Symbol	CITGC11
Exchange	Eurex
Currency	USD
Security type	Future
Underlying	CITIGROUP INC
Maturity	04-2025
Contract size	100

Market data

Bid (Bid size)	- USD (-)
Ask (Ask size)	- USD (-)
Open	60.9596 USD
High	60.9596 USD
Low	60.9596 USD
Close (prev. day)	60.9596 USD
Underlying	CITIGROUP INC
Underlying price (date)	61.01 (24/06/18)
Settlement price (date)	60.96 (24/06/17)
Open Interest	0

Performance and Risk

	6m	1y	3y
Perf (%)	+21.42%	+24.59%	-
Perf (abs.)	+10.75	+12.03	-
Beta	-	-	-
Volatility	25.62	26.59	-

Futures and Options

Related Futures	-
Related Options	-












5y

Information about previous performance does not guarantee future performance.
Source: FactSet

Price data

Ø price 5 days Ø volume 5 days (pcs.)	- USD (-)
Ø price 30 days Ø volume 30 days (pcs.)	- USD (-)
Ø price 100 days Ø volume 100 days (pcs.)	58.9432 USD (0)
Ø price 250 days Ø volume 250 days (pcs.)	49.6887 USD (0)
YTD High date	64.1232 USD (2024/04/02)
YTD Low date	50.6457 USD (2024/01/18)
52 Weeks High date	64.1232 USD (2024/04/02)
52 Weeks Low date	38.2343 USD (2023/10/30)

Recent Research

on underlying				on sector				on market			
Date		Headline				Download					
2024/06/14		Global Equity Ratings									
2024/06/14		Aktienempfehlungen Global									
2024/05/29		Global Equity Ratings									
2024/05/29		Aktienempfehlungen Global									
2024/04/26		Global Equity Ratings				