

CITIGROUP INC. FUTURE (CITG) - EUX/C11

2024/04/25 18:46:34

Price
62.4838 USD

Difference  -0.45% (-0.28)

General attributes

Symbol	CITGC11
Exchange	Eurex
Currency	USD
Security type	Future
Underlying	CITIGROUP INC
Maturity	03-2025
Contract size	100

Market data

Bid (Bid size)	- USD (-)
Ask (Ask size)	- USD (-)
Open	62.4838 USD
High	62.4838 USD
Low	62.4838 USD
Close (prev. day)	62.7662 USD
Underlying	CITIGROUP INC
Underlying price (date)	61.79 (24/04/25)
Settlement price (date)	62.48 (24/04/25)
Open Interest	0

Performance and Risk

	6m	1y	3y
Perf (%)	+62.27%	+28.61%	-
Perf (abs.)	+24.09	+13.96	-
Beta	-	-	-
Volatility	26.63	26.91	-

Futures and Options

Related Futures	-
Related Options	-












Information about previous performance does not guarantee future performance.
Source: FactSet

Price data

Ø price 5 days Ø volume 5 days (pcs.)	61.1037 USD (0)
Ø price 30 days Ø volume 30 days (pcs.)	60.9400 USD (0)
Ø price 100 days Ø volume 100 days (pcs.)	55.6975 USD (0)
Ø price 250 days Ø volume 250 days (pcs.)	48.8490 USD (0)
YTD High date	64.1232 USD (2024/04/02)
YTD Low date	50.6457 USD (2024/01/18)
52 Weeks High date	64.1232 USD (2024/04/02)
52 Weeks Low date	38.2343 USD (2023/10/30)

Recent Research

on underlying	on sector	on market	
Date		Headline	Download
2024/04/03		Global Equity Ratings	
2024/04/03		Aktienempfehlungen Global	
2024/03/13		Global Equity Ratings	
2024/03/13		Aktienempfehlungen Global	
2024/02/22		Aktienempfehlungen Global	