

CITIGROUP INC. FUTURE (CITG) - EUX/C1

2024/09/13 18:35:01

Price
57.8794 USD

Difference  0.65% (0.37)

General attributes

| | |
|---------------|---------------|
| Symbol | CITGC1 |
| Exchange | Eurex |
| Currency | USD |
| Security type | Future |
| Underlying | CITIGROUP INC |
| Maturity | 09-2024 |
| Contract size | 100 |

Market data

| | |
|-------------------------|------------------|
| Bid (Bid size) | - USD (-) |
| Ask (Ask size) | - USD (-) |
| Open | 57.8794 USD |
| High | 57.8794 USD |
| Low | 57.8794 USD |
| Close (prev. day) | 57.5075 USD |
| Underlying | CITIGROUP INC |
| Underlying price (date) | 57.67 (24/09/13) |
| Settlement price (date) | 57.88 (24/09/13) |
| Open Interest | 0 |

Performance and Risk

| | 6m | 1y | 3y |
|-------------|--------|---------|----|
| Perf (%) | -0.21% | +35.59% | - |
| Perf (abs.) | -0.12 | +15.19 | - |
| Beta | - | - | - |
| Volatility | 30.42 | 28.70 | - |

Futures and Options

| | |
|-----------------|---|
| Related Futures | - |
| Related Options | - |

5y













Information about previous performance does not guarantee future performance.
Source: FactSet

Price data

| | |
|---|--------------------------|
| Ø price 5 days Ø volume 5 days (pcs.) | 57.7091 USD (0) |
| Ø price 30 days Ø volume 30 days (pcs.) | 59.7841 USD (0) |
| Ø price 100 days Ø volume 100 days (pcs.) | 61.7380 USD (0) |
| Ø price 250 days Ø volume 250 days (pcs.) | 53.9846 USD (0) |
| YTD High date | 67.6820 USD (2024/07/17) |
| YTD Low date | 50.5997 USD (2024/01/18) |
| 52 Weeks High date | 67.6820 USD (2024/07/17) |
| 52 Weeks Low date | 38.1360 USD (2023/10/30) |

Recent Research

| on underlying | on sector | on market | |
|---------------|---|---------------------------|---|
| Date | | Headline | Download |
| 2024/09/11 |  | Global Equity Ratings |  |
| 2024/09/11 |  | Aktienempfehlungen Global |  |
| 2024/09/05 |  | Global Equity Ratings |  |
| 2024/09/05 |  | Aktienempfehlungen Global |  |
| 2024/08/12 |  | Global Equity Ratings |  |