

CITIGROUP INC. FUTURE (CITG) - EUX/C1

2024/09/16 18:46:38

Price
58.2058 USD

Difference  0.56% (0.33)

General attributes

Symbol	CITGC1
Exchange	Eurex
Currency	USD
Security type	Future
Underlying	CITIGROUP INC
Maturity	09-2024
Contract size	100

Market data

Bid (Bid size)	- USD (-)
Ask (Ask size)	- USD (-)
Open	58.2058 USD
High	58.2058 USD
Low	58.2058 USD
Close (prev. day)	57.8794 USD
Underlying	CITIGROUP INC
Underlying price (date)	58.39 (24/09/16)
Settlement price (date)	58.21 (24/09/16)
Open Interest	0

Performance and Risk

	6m	1y	3y
Perf (%)	+2.64%	+36.19%	-
Perf (abs.)	+1.50	+15.47	-
Beta	-	-	-
Volatility	30.06	28.74	-

Futures and Options

Related Futures	-
Related Options	-

5y












Information about previous performance does not guarantee future performance.
Source: FactSet

Price data

Ø price 5 days Ø volume 5 days (pcs.)	57.5687 USD (0)
Ø price 30 days Ø volume 30 days (pcs.)	59.8529 USD (0)
Ø price 100 days Ø volume 100 days (pcs.)	61.6783 USD (0)
Ø price 250 days Ø volume 250 days (pcs.)	54.0621 USD (0)
YTD High date	67.6820 USD (2024/07/17)
YTD Low date	50.5997 USD (2024/01/18)
52 Weeks High date	67.6820 USD (2024/07/17)
52 Weeks Low date	38.1360 USD (2023/10/30)

Recent Research

on underlying	on sector	on market	
Date		Headline	Download
2024/09/11		Global Equity Ratings	
2024/09/11		Aktienempfehlungen Global	
2024/09/05		Global Equity Ratings	
2024/09/05		Aktienempfehlungen Global	
2024/08/12		Global Equity Ratings	