

CITIGROUP INC. FUTURE (CITG) - EUX/C1

2024/04/24 18:35:14

Price
61.5682 USD

Difference  **-0.67% (-0.42)**

General attributes

Symbol	CITGC1
Exchange	Eurex
Currency	USD
Security type	Future
Underlying	CITIGROUP INC
Maturity	05-2024
Contract size	100

Market data

Bid (Bid size)	- USD (-)
Ask (Ask size)	- USD (-)
Open	61.5682 USD
High	61.5682 USD
Low	61.5682 USD
Close (prev. day)	61.984 USD
Underlying	CITIGROUP INC
Underlying price (date)	61.525 (24/04/25)
Settlement price (date)	61.57 (24/04/24)
Open Interest	0

Performance and Risk

	6m	1y	3y
Perf (%)	+59.71%	+27.07%	-
Perf (abs.)	+23.02	+13.11	-
Beta	-	-	-
Volatility	26.01	25.95	-

Futures and Options

Related Futures	-
Related Options	-












Information about previous performance does not guarantee future performance.
Source: FactSet

Price data

Ø price 5 days Ø volume 5 days (pcs.)	60.0472 USD (0)
Ø price 30 days Ø volume 30 days (pcs.)	60.2082 USD (0)
Ø price 100 days Ø volume 100 days (pcs.)	55.1132 USD (0)
Ø price 250 days Ø volume 250 days (pcs.)	48.5022 USD (0)
YTD High date	63.4387 USD (2024/04/02)
YTD Low date	50.5997 USD (2024/01/18)
52 Weeks High date	63.4387 USD (2024/04/02)
52 Weeks Low date	38.1360 USD (2023/10/30)

Recent Research

on underlying	on sector	on market	
Date		Headline	Download
2024/04/03		Global Equity Ratings	
2024/04/03		Aktienempfehlungen Global	
2024/03/13		Global Equity Ratings	
2024/03/13		Aktienempfehlungen Global	
2024/02/22		Aktienempfehlungen Global	